



Perfecting the Air

# NEW LIFE STYLE

PS202412

**Warning** • Ask a qualified installer or contractor to install this product. Do not try to install the product yourself. Improper installation can result in water or refrigerant leakage, electrical shock, fire or explosion.



- Use only those parts and accessories supplied or specified by Daikin. Ask a qualified installer or contractor to install those parts and accessories. Use of unauthorised parts and accessories or improper installation of parts and accessories can result in water or refrigerant leakage, electrical shock, fire or explosion.
- Read the user's manual carefully before using this product. The user's manual provides important safety instructions and warnings. Be sure to follow these instructions and warnings.

**Notice** • About harmonics, since this product is equipped with an inverter, harmonics will be generated. If local laws require the suppression of harmonics on the building, please take harmonic suppression measures on the electrical equipment side. Please contact your local sales company



- This product is not Precision Air Conditioner and only specific to provide coolness and comfort to humans. It is not recommended for use on certain applications with other special requirements.

**AUTHORIZED DEALER**

If you have enquiries, please contact your local importer, distributor and/or retailer.

**Cautions on product corrosion**

1. Air conditioners should not be installed in areas where corrosive gases, such as acid gas or alkaline gas, are produced.
2. If the outdoor unit is to be installed close to the sea shore, direct exposure to the sea breeze should be avoided. If you need to install the outdoor unit close to the sea shore, contact your local distributor.

VRV is a trademark of Daikin Industries, Ltd.  
VRV Air Conditioning System is the world's first individual air conditioning system with refrigerant flow control and was commercialised by Daikin in 1982  
VRV is the trademark of Daikin Industries, Ltd., which is derived from the technology we call "variable refrigerant volume."

Specification, designs and other content appearing in this brochure are current as of December 2024 but subject to change without notice

**0800 1 081 081**  
**DAIKIN CONTACT CENTER**

**Jam Beroperasi:**  
Senin - Jumat: 07:00 - 19:00 WIB  
Sabtu - Minggu & Libur Nasional: 07:00 - 17:00 WIB

**PT. DAIKIN AIRCONDITIONING INDONESIA**  
Menara Astra 7th & 8th Floor, Jl. Jenderal Sudirman Kav. 5-6,  
Kel. Karet Tengsin, Kec. Tanah Abang, Jakarta Pusat, DKI Jakarta - 10220  
Telp : +6221 8665 6886 | Website : www.daikin.co.id

• **SERVICE CENTER** : Jakarta Selatan, Telp. : 021-2782 5545 | Samarinda, Telp. : 0541-252 2889 • **WORKSHOP**: Cirebon, Telp. : 0231-8817 512 | Banjarmasin, Telp. : 0511-3258 969 | Aceh, Telp. : 0651-7318 036 | Lombok, Telp. : 0370-7843 231 | Jambi, Telp. : 0741-3066 790 | Padang, Telp. : 0751-896 2684 • **TRAINING CENTER** : Sunter, Telp. : 021-650 5030 • **BRANCH** : Bekasi, Telp. : 021-2945 0585 | Tangerang, Telp. : 021-5314 1195 | Bandung, Telp. : 022-522 5150 | Semarang, Telp. : 024-7660 3221 | Yogyakarta, Telp. : 0274-551 321 | Surabaya, Telp. : 031-503 1138 | Denpasar, Telp. : 0361-900 5514 | Makassar, Telp. : 0411-805 2691 | Palembang, Telp. : 0711-573 2282 | Pekanbaru, Telp. : 0761-561 139 | Medan, Telp. : 061-4200 8866 | Manado, Telp. : 0431-719 1199 | Batam, Telp. : 0778-4171 445



# DAIKIN AC SPECIALIST

At Daikin, we are not only committed to deliver the highest quality of air conditioners, we also take into consideration the optimal comfort of our valued customers. Our passion in designing and producing smart technologies ensures that your comfort levels are maximized.

Daikin is widely recognized as an expert in air conditioning. As a specialist, air conditioning is the core of our business. In fact, we are the only company in the world that manufactures both air conditioning with the integration of performance, quality, and reliability.

Content	Page
<b>Daikin Designer Awards</b>	<b>1</b>
<b>Customers' Voice</b>	<b>25</b>
<b>VRV HS (Home Series)</b>	<b>30</b>
VRV HS Outdoor Selection & Features	36
VRV HS Special Indoor Unit Specification	46
VRV HS Special Indoor Unit Features	56
<b>VRV S</b>	<b>57</b>
VRV S Features	58
VRV S Indoor Unit Lineup	67
VRV S Indoor Unit Specification	71
VRV S Control Systems	78
VRV S Outdoor Unit	80
<b>Super Multi NX</b>	<b>83</b>
Multi NX Indoor & Outdoor Unit Lineup Multi NX Features)	84
Multi NX Indoor Unit Features	86
Multi NX Indoor Unit Specifications	110
Multi NX Outdoor Unit Specifications	116
Multi NX Combination Capacity	117
<b>Rumah Sehat dan Nyaman</b>	<b>120</b>
Tips From Pichonkun	122
Daikin Fresh Air – Heat Reclaim Ventilator	124
Daikin Fresh Air – Outdoor Air Processing Unit	126
Streamer Duct Chamber	145
Reiri Home	159
Reiri Home Lite	161
Daikin Air Purifier	169
<b>Daikin Gas Tight Joint (DGT)</b>	<b>189</b>
<b>Apa itu Daikin Proshop ?</b>	<b>194</b>
<b>Daikin Proshop Card</b>	<b>196</b>
<b>Premium Proshop Showroom List</b>	<b>197</b>



Alex Bayusaputro (Genius Loci)

Keuntungan menggunakan AC Home Central selain tampilan yang estetik juga memberikan kenyamanan karena aliran udara lebih merata ke seluruh ruangan. Posisi indoor dapat ditempatkan pada posisi di mana perawatan rutin dapat dikontrol sehingga tidak diperlukan akses ke ruangan.

Contoh : dengan shaft, kita dapat menempatkan semua unit indoor lantai dasar di ruang bawah tanah dan lantai dua di dalam ruang atap (menggunakan catwalk) sehingga dalam proses pemeliharaan AC tidak perlu masuk ke dalam ruangan (privasi terjaga).

Keuntungan kedua adalah fleksibilitas. AC Home Central dapat diaplikasikan Boxtrox yang dapat disesuaikan mengikuti konsep desain sehingga tidak terlihat atau menjadi bagian dari pola dinding / langit-langit. Terkadang kami bahkan menambahkan pola potongan laser khusus untuk menyembunyikan.



Tan Tik Lam (Tan Tik Lam Architect)

Dalam perancangan/perencanaan umum bangunan salah satunya tentu akan menyangkut sistem udara yang akan menjadikan pertimbangan sehubungan dengan aliran udara dan pencahayaan. Namun untuk kasus-kasus tertentu dan letak geografis tertentu tentunya tidak luput dari penggunaan sistem tata udara tambahan untuk mendinginkan/menghangatkan maupun mengatur kelembaban tertentu agar ruangan tersebut nyaman. Buat saya kenyamanan adalah suatu hal yang mutlak dalam merancang dan tata udara tambahan menjadi salah satu faktor penentu.



Ranu Scarvia RF, M.Sn, HDII - Ketua HDII DKI Jakarta

Pemakaian AC Home Central dalam rumah tinggal menjadi sangat penting untuk menjaga kualitas udara dalam ruang. Hal ini melibatkan penggunaan ventilasi, peredaran udara, dan kontrol suhu untuk menciptakan lingkungan yang nyaman bagi penghuni dalam menghasilkan kenyamanan termal dan kualitas udara yang baik. Adanya integrasi fungsi pemanasan, ventilasi, dan pendinginan dalam suatu bangunan adalah salah satu komponen penting dalam menciptakan kondisi lingkungan yang nyaman. Penggunaan sistem tata udara yang efektif juga dapat membantu dalam mengurangi polutan di dalam ruangan. Dalam mengoptimalkan sistem tata udara, beberapa tips yang dapat diikuti adalah:

1. Menggunakan sistem ventilasi yang efektif
2. Mengatur suhu dan kelembaban
3. Menggunakan AC yang berorientasi kesehatan
4. Mengoptimalkan desain ruangan

Dengan mengoptimalkan sistem tata udara rumah, individu dapat memastikan lingkungan yang sehat dan nyaman, serta mengurangi risiko kesehatan yang terkait dengan lingkungan yang tidak sesuai.



Doti Windajani, IAI, AA - Ketua IAI Jakarta

Tata udara memegang peranan bagi kehidupan dan kesehatan manusia.

Di ruang luar tantangan kita adalah meningkatkan kualitas udara yang memerlukan kebijakan dan aksi dari seluruh komponen masyarakat termasuk perencana.

Sebagian besar waktu kita dihabiskan di ruang dalam, beberapa hal penting yang menjadi perhatian adalah :

1. Terjadinya pertukaran udara yang baik memenuhi syarat kesehatan.
2. Desain yang baik menjamin tidak terjadinya kondensasi dan tumbuhnya bakteri di dalam sistem indoor unit-ducting dan outdoor unit.
3. Filter udara melalui teknologi hepa filter dan ionisasi serta inovasi lainnya yang terukur.
4. Estetika adalah tantangan bagi riset industri dan perencana dalam memberikan inovasi desain yang memenuhi fitur dan estetika.

Perencana perlu berkerjasama dengan industri untuk menghasikan inovasi desain terbaiknya.



**DAIKIN**  
PROSHOP  
**DESIGNER AWARDS**  
2023



## Finished Project Category

Kategori ini diperuntukan untuk para profesional Arsitek dan Interior Designer yang telah menyelesaikan proyek rumah tinggal terbangun yang dinilai secara komprehensif meliputi aspek macro environment analysis, penggunaan green material, konsep design arsitektur/interior hingga perencanaan sistem tata udaranya.







Project  
**The Gritted Grid**



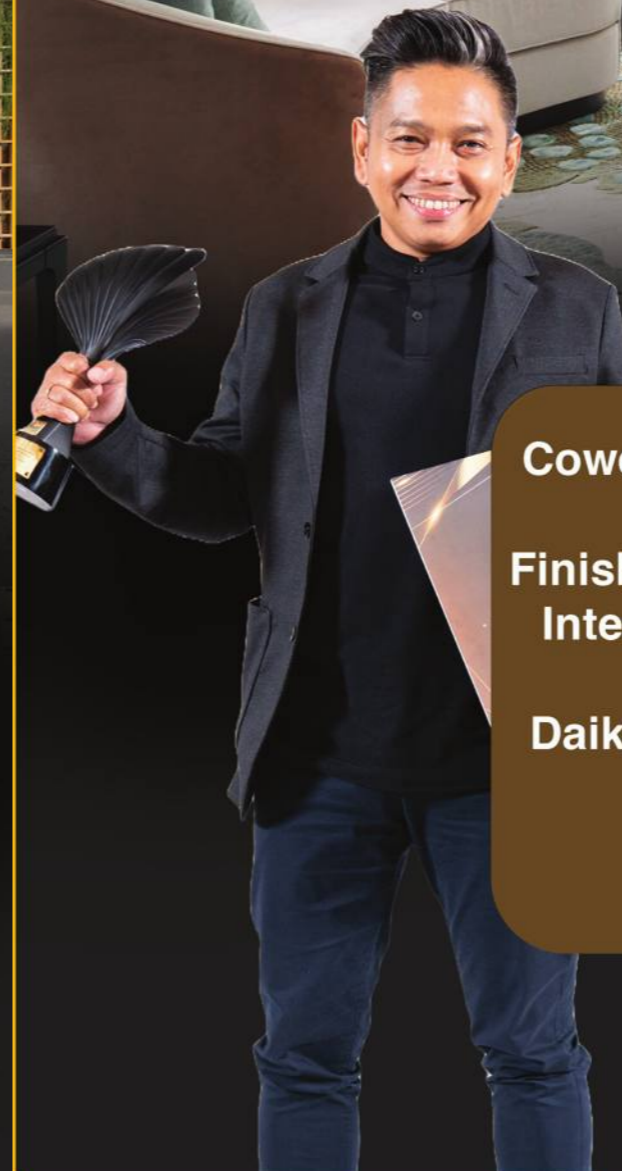
Designed by  
**Gets Architect**  
1<sup>st</sup> Winner  
Finished Project  
Architecture

AC Installed by  
**Daikin Proshop**

AC System  
**Multi NX**




Project  
**Tropical Classic Elegance**  
In Every Corner



Designed by  
**Cowema Studio**  
1<sup>st</sup> Winner  
Finished Project  
Interior Design

AC Installed by  
**Daikin Proshop**

AC System  
**VRV HS &**  
**Multi NX**



Project  
**Befit House**



Designed by  
**ConArch Studio**  
2<sup>nd</sup> Winner  
**Finished Project**  
**Architecture**

AC Installed by  
**Daikin Proshop**

AC System  
**VRV S**



Project  
**The Porcelain**



Designed by  
**An Atelier For**  
**Architectural**  
**Design**  
2<sup>nd</sup> Winner  
**Finished Project**  
**Interior Design**

AC Installed by  
**Daikin Proshop**

AC System  
**VRV HS**




Project  
**Dappled Light House**



Designed by  
**ArMS Studio**  
 3<sup>rd</sup> Winner  
 Finished Project  
 Architecture

AC Installed by  
**Daikin Proshop**

AC System  
**VRV HS &  
 Multi NX**




Project  
**The Artworks That Found Their Home**



Designed by  
**A+A Architecture**  
 Interior  
 3<sup>rd</sup> Winner  
 Finished Project  
 Interior Design

AC Installed by  
**Daikin Proshop**

AC System  
**Multi NX**



# CONCEPTUAL CATEGORY

There is something special about the **Daikin Designer Award 2023** event, namely the addition of the F&B interior and architectural concept category, for professionals and students. In this category, there is also a guest judge, Sarwendah, who plays the role of a client who owns a piece of land and a cluster home in Sinarmas Land.

Participants are asked to bring Sarwendah and her family's dream home and restaurant to life with an architectural concept for the house to be built and an interior concept for the cluster home and shop house to be renovated.



## Sarwendah's Choice


1. Conceptual Professional Residential Interior Design
2. Conceptual Professional F&B Interior Design
3. Conceptual Student Residential Interior Design
4. Conceptual Student F&B Interior Design



Designed by  
**Rons Studio**  
1st Winner  
Conceptual  
Professional  
Residential



Designed by  
**Morphe Architecture**  
2nd Winner  
Conceptual  
Professional  
Residential  
& Sarwendah's  
Choice





Designed by  
**Marvin Lucklanto, Drake  
 Agrajalada Liemmore,  
 Gerry Leonardo**  
**Universitas Bina Nusantara**  
  
**1st Winner  
 Conceptual  
 Student  
 Residential**



Designed by  
**Marshanda Taslim,  
 Aurelia Jeane Carlita**  
**Universitas Bina Nusantara**  
  
**2nd Winner  
 Conceptual  
 Student  
 Residential**






Designed by  
**PT Allure Cipta Persada  
 Nihongo Indorama**  
**1st Winner**  
**Conceptual  
 Professional  
 F&B**



Designed by  
**Wu Concept**  
**2nd Winner**  
**Conceptual  
 Professional  
 F&B**






DAIKIN  
PROSHOP  
**DESIGNER  
AWARDS  
2023**



Designed by  
**Edy Lim**  
Sarwendah's  
Choice  
Conceptual  
Professional  
F&B



DAIKIN  
PROSHOP  
**DESIGNER  
AWARDS  
2023**



Designed by  
**Darwis Jayadi, Laric Ferdianus  
Alexandra Lidwina**  
Universitas Bina Nusantara  
**1st Winner  
Conceptual  
Student  
F&B**







**CONCEPTUAL INTERIOR DESIGN**  
 2023

Designed by  
**Septianda Pagara,**  
**Michael Nathanael**  
**Universitas Bina Nusantara**

**2<sup>nd</sup> Winner**  
**Conceptual**  
**Student**  
**F&B**



# Special Recognition

This category is intended for professional architects and interior designers who have completed residential, F&B, or commercial projects using the Daikin VRV air conditioning system. This category is specially curated directly by Daikin Indonesia.



Project  
**Padhi Resto**



Designed by  
**Leo Einstein & Associates**

**Special Recognition**  
F&B

AC Installed by  
**Daikin Proshop**

AC System  
**VRV HS**



Project  
**Kebon Jeruk Residence**



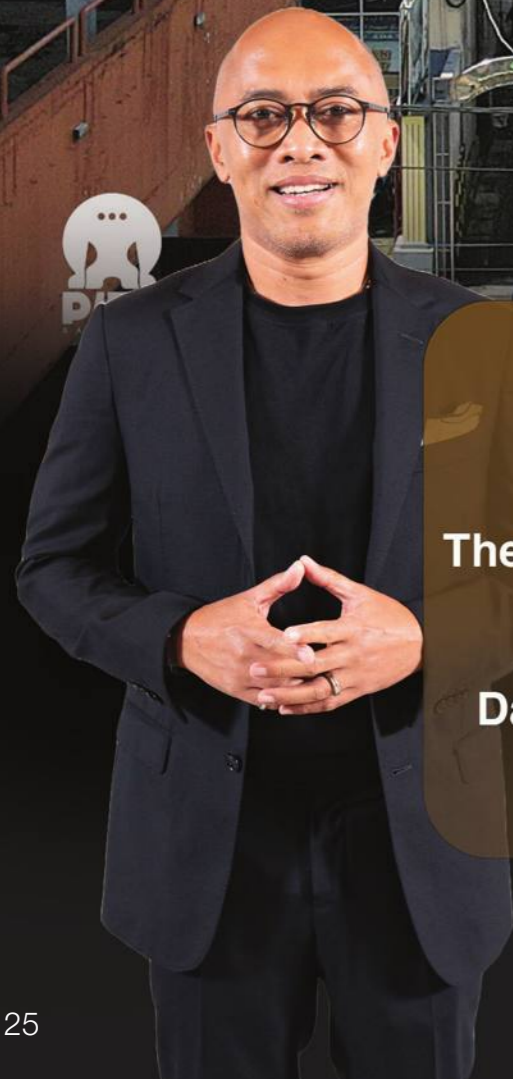
Designed by  
**Yori Antar**  
**Special Recognition**  
Home Sanctuary

AC Installed by  
**Daikin Proshop**

AC System  
**VRV HS**



Project  
**Pitu Rooms Salatiga**



Designed by  
**Ary Indra**  
**Special Recognition**  
**The Most Unique Commercial**

AC Installed by  
**Daikin Proshop**  
 AC System  
**VRV HS**



# WHAT OUR CUSTOMER SAY

 @daikinproshopindonesia   
  @daikinproshopindonesia

 Daikin Proshop Indonesia   
  Daikin Proshop Indonesia



Using  
**VRV HS**  
 AC Installed by  
**Daikin Proshop**



Project  
**BOY WILLIAM**  
 Actor & Presenter



Designed by Bran S Arifin  
 (S+AO Architect)

“Karena saya suka dengan ruangan yang sejuk dan dengan ada dua line (linear box) ini kan keren, jadi ada nuansa arsitektural. Saya menggunakan 10 sistem AC dirumah ini, dan enaknya menggunakan Daikin saya hanya perlu menggunakan 3 kompresor diluar rumah, dan bagusnya semua kompresornya disembunyikan di rooftop rumah, jadi enggak ganggu estetika rumah sama sekali. Saya sangat berterima kasih pada Daikin yang telah memberikan terbaik untuk rumah saya”.



Project  
**RADITYA DIKA**  
 Actor & Comedian  
 Designed by Keneth Sandy Studio



“Puas banget dengan pelayanan Daikin Proshop, senang untuk tahu keluarga kami ada di tangan profesional. Produk yang bagus dan tim yang baik jadi kombinasi yang memuaskan!”  
 - Raditya Dika -

Using  
**VRV IVS & MULTI NX**  
 AC Installed by  
**Daikin Proshop**



Project  
**LIFETIME DESIGN**  
 INTERIOR DESIGNER

“Karena kita tahu Jakarta itu panas, jadi ketika kita buat ruangan yang luas, sebenarnya hal paling utama itu di penyejuk ruang. Dan untuk AC pastinya pilihan no.1 bagi saya dan keluarga adalah Daikin. Awalnya kita telfon ke Daikin Proshop, lalu mereka datang survey dan tim teknisnya menyarankan ke kami dari perhitungan PK yang di sarankan dan ruangan ini cocoknya pakai indoor yang mana. Dan Mereka menyarankan untuk pakai Daikin Multi NX. Di rumah ini ada 7 kamar, setiap kamar kita butuh AC. itu menyulitkan kita kalau pakai 1 unit 1 outdoor. Tapi dengan Multi NX ini kita bisa pakai 3 kamar 1 outdoor dan ternyata setiap kamarnya bisa menggunakan tingkat suhu yang berbeda-beda dan membuat efisiensi ruang yang sangat baik”.  
 - Fauzan, CEO Lifetime Design -

Using  
**Multi NX**  
 AC Installed by  
**Daikin Proshop**




Project  
**EKO PATRIO**  
 Actor & Comedian



“Saya menggunakan VRV Home Series AC Home Central, karena instalasi ACnya bisa diumpetin. Estetikanya dapet banget dan diskusi dengan tim Daikin juga enak. Jadi tidak hanya pintar menyingkapi yang berkaitan dengan estetika tapi pelayanannya juga memuaskan termasuk servicenya juga cepet”.

Using  
**VRV HS**  
 AC Installed by  
**Daikin Proshop**




Project  
**KANG UUS**  
 Actor & Comedian



“Saya ingin AC yang tidak kelihatan dan tidak berisik, jadi saya memilih AC Home Central, untuk pemasangan dan instalasi segala macam saya di rekomendasikan ke Daikin Proshop. Karena jalur pipa dan jalur AC segala macam dibuat se-estetik mungkin biar enggak kelihatan. Ada sebuah goals dalam hidup saya dimana punya kamar kayak di hotel. Karena kamar di hotel itu adem, dingin, dan AC-nya enggak nembak muka. Tapi dengan Daikin tidak hanya merasa seperti di hotel tapi juga serasa di Jepang, sejuk terus”.

Using  
**Multi NX**  
 AC Installed by  
**Daikin Proshop**





Using  
**Multi NX**  
AC Installed by  
**Daikin Proshop**

Project  
**WYCC HOUSE**

Designed by  
Banyan Core

"AC dengan konsep Central di sebuah rumah sangat bagus, karna tidak merusak estetika desain. Dari sisi interior dan funiter sangat terbantu dengan adanya AC Home Central ini. Saya sangat berterima kasih pada Daikin Proshop, sangat membantu saya menyelesaikan project ini. Sehingga desain saya dapat di terelaksanakan dan klien saya juga happy karena desainnya sesuai dengan planning".  
- Winny (Arsitek) -



Project  
**DR. TOMPI**  
Doctor & Singer  
Beyoutiful Clinic



"Timnya (Daikin Proshop) Profesional, mereka datang, mereka ukur, terus mereka kasih reasoning kalau ada masalah, saya senang kalau segala sesuatunya ada alasan yang jelas. Dan 1 mesin outdoornya bisa di split untuk beberapa indoor, dan itu kan lumayan menghemat tampilan belakang jadi tidak menumpuk box, dengan ukuran gedung saya yang cukup besar dan luas, jadi dengan banyak box AC jadi gak kebayang peletakkannya kayak apa".  
- Dr. Tompi -

Using  
**MULTI NX**



Project  
**BENNY FAJARAI & ZILVIA ISKANDAR**

Financial Consultant  
Design by Seisy Zakia



"Daikin Proshop team, has been very helpful to consult us the best setup for our air conditioning. We're happy with their service and product. It fits what we need for our new home".  
- Benny Fajarai & Zilvia Iskandar -

Using  
**MULTI NX**

AC Installed by  
**Daikin Proshop**



Project  
**CHEF YUDA BUSTARA**



"Daikin Proshop sangat baik kualitasnya dan layanan purna jualnya"  
- Chef Yuda Bustara -

Using  
**VRV HS**

AC Installed by  
**Daikin Proshop**

# VRV HS

Premium choice for high end property



## Peace of mind

Refined Design for Modern Living. Exclusive and Compact Design of DAIKIN's Home Central with various capacity is created to meet modern living which requires smaller space.

### Various capacity to match with different needs

Capacity of Home Central Air Conditioning ranging from 4HP to 12HP in order to meet different size of property and avoid any over & under size of cooling experience.

#### VRV Home Series outdoor selection

VRV Home Series (HP)	4	5	6	8	10	12
Cooling Capacity (kW)	11.2	14.0	15.5	22.4	28.0	33.5

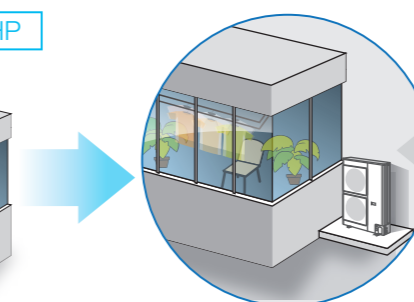
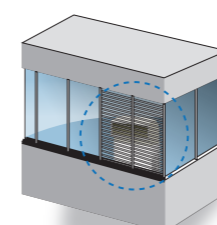


Wide line-up of outdoor units  
**VRVHS**

### Compact outdoor units, create neat and beautiful building

DAIKIN Home Central Air Conditioning outdoor comes in small size and it is easy to be placed under the bay window and aircond ledge, so the appearance of buildings can be neat and beautiful. Moreover, the new three pipes indoor machines can also be installed in landed house and apartment, providing you comfort.

#### VRV Home Series 10/12HP



Used area reduced by **55%**  
Compact size yet large capacity 10/12 HP outdoor units. That comes with side ventilation in order to save space

\* Compared with DAIKIN original models




# Advanced technology by DAIKIN

DAIKIN's Home Central adopts the new technological breakthrough. With additional third pipe (a high and low pressure pipe) from the original system, DAIKIN's Home Central can control essential elements such as humidity to fulfill your modern lifestyle.


## Breakthrough temperature and moisture control technology

The connection of three piping is realized in outdoor unit, which means that a third copper tube, namely a high and low pressure pipe is added to the original gas pipe and liquid pipe to form two circuits and achieve the dual control of temperature and humidity.



Unique design of dual electronic expansion valve, for precise balance control of humidity and temperature

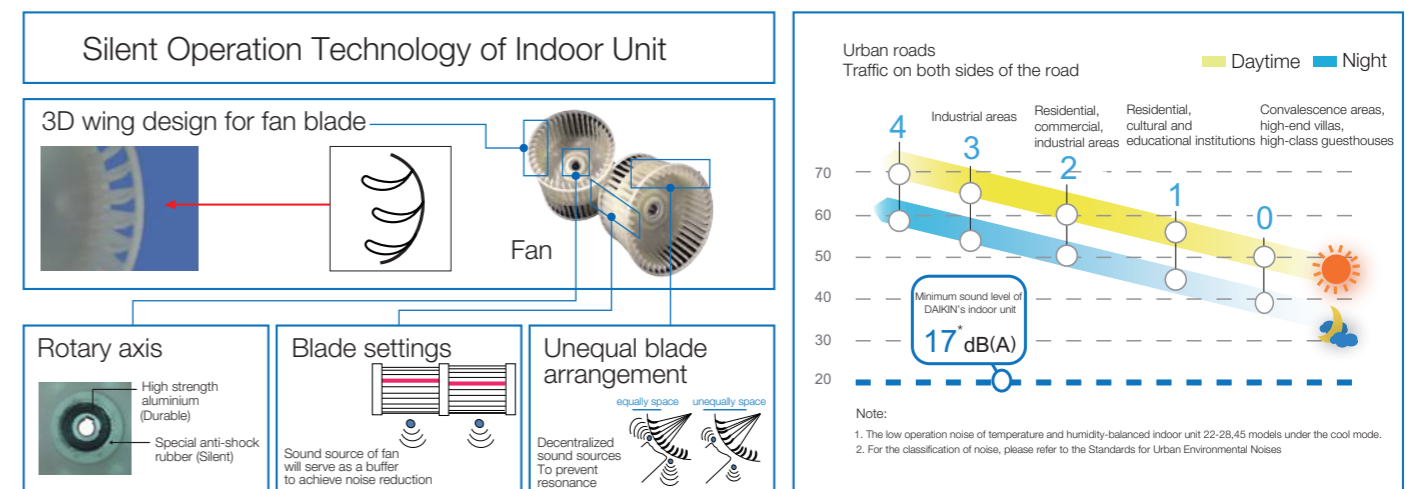
Both of the two heat exchangers of indoor unit have independent electronic expansion valve to control the refrigerant flow, so as to achieve precise temperature control and up to third level of humidity adjustment.



Reheat and dehumidification technology bringing double enjoyment of comfort and energy saving

In the comfort cooling mode, the heat waste generated by refrigeration is used for the reheat cycle to achieve effective heat recovery. The dehumidification consumes only a small amount of electricity, the indoor unit dehumidification will no longer cause cold and bitter feeling to human body in the rainy season, so as to satisfy the requirements of comfort and energy saving.

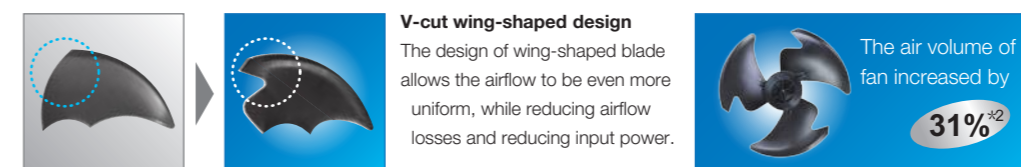
## Quiet operation ensures tranquility and comfort



## V-cut fan design for outdoor unit

### V-cut wing-shaped fan\*1

Inspired by the bird wing, DAIKIN improved the shape of the fan blades to get better operating performance, and further reduce the operating sound of outdoor unit.



\*1. Only for 10/12 HP  
\*2. Compared with the original wind source



### Dual heat exchanger of reheat dehumidification

So comfortable

- Temperature and humidity are parallel to ensure relative stability of air temperature in the room, controlling humidity without decreasing temperature.
- Independent control of humidity and temperature.
- Humidity control is relatively accurate, so dehumidification is efficient and can be used in a wide range.
- Reheating is conducted by recycling waste heat to reduce the operating costs

### Dehumidification by common air conditioning


Too cold

- Priority is given to humidity control and full refrigeration is implemented for dehumidification, without considering the feelings of human body during dehumidification.
- A humidity sensor probe to the ordinary indoor unit for auto moisture control only through the use of control procedures.
- Dehumidification range is narrow, making it easy to recover humidification in the environment is thus, resulting in low applicability.
- The technology is not advanced and there is no function of heat recovery



## Refrigerant cooling technology

When the outdoor unit is running, the inverter motherboard will generate a lot of heat. If the motherboard's temperature rises to an abnormally high level, it will lead to lower operating rates, and affect the overall stability of the system. In 2011, DAIKIN became the first to use Coolmax refrigerant cooling technology in the industry, further enhancing the cooling efficiency of the inverter board through in-depth optimization of thermal design. Similar cooling technology has also been used in a variety of high-tech electronic products, such as high-speed high-capacity computing computer.



The applications of high-performance thermal rubber, combined with DAIKIN's refrigerant cooling technology, further enhance the cooling efficiency of the inverter board

**Silicone heat conduction:**  
Bonding is not complete; the gap cannot be completely filled; the heat dispersion is not sufficient; uneven pressure cause uneven thickness; heat dispersion is uneven; liquefaction under high temperature may cause fatal damage to the motherboard.

**High-performance thermal rubber:**  
It is thin and stable in shape, and has high thermal conductivity with even contact, making up for the weakness of traditional silicone bonding, making the cooling performance of inverter motherboard even more powerful.

**No liquefaction, with uniform and safe bonding**

**Silicone heat conduction**

**High performance thermal rubber**



## Intelligent control board

As the core technology to realize the refrigerant flow Home Central system technology, the HIG intelligent control board is one of the successful example of DAIKIN's expertise in research and development of high-end technologies.

### A new generation of HIG intelligent control board

DAIKIN's latest HIG intelligent control board is highly integrated, with reduced area and reduced incidence of failures.

**Common control board**

**DAIKIN's intelligent control board**

- Highly integrated
- More stable operation

**SMT protection on control board**

**Common control board**

**Double layer protection**

**Control board**

**SMT protection**

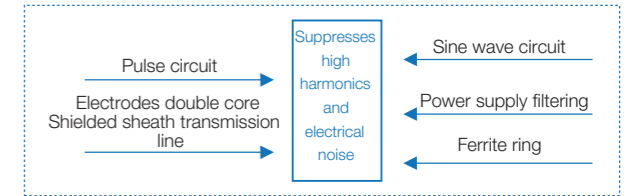
### SMT \* mounted technology

SMT mounted technology is used in the entire computer control board to achieve high durability of the board, making it easy to deal with a variety of harsh environments.

\*SMT: Surface mounted technology

## Suppresses high harmonics and electrical noise


DAIKIN has been committed of using of inverter technology in air conditioning systems, and it is especially experienced in the suppression of high harmonics and electrical noise. Through the motherboard filter and combining a variety of other components and measures, the generation of high harmonics and electrical noise can be effectively inhibited.



## Advanced refrigerant pressure detection technology, ensure stable and efficient system

### Low pressure protection

By measuring the pressure data of the suction pipe, it can protect the compressor from the impact of low-pressure transient changes. Compared to the ordinary way of using temperature sensors to carry out low-pressure protection, it can react more quickly, better reflecting the immediate operation conditions of equipment.



### High pressure protection

Protecting the compressor from the impact of high-pressure transient changes.

## Care for the Earth and your health

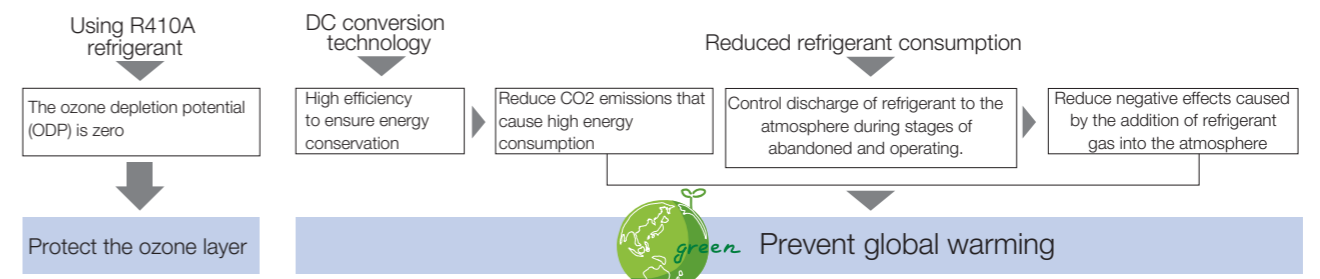
### Full response to the RoHS directive

ROHS is the acronym for the Directive on the Use of Specific Hazardous Substances in Electrical and Electronic Equipment. This Directive prohibits the use of the following six hazardous substances: lead, mercury, pickaxe, hexavalent chromium, polyvalent diphenyl ether (PBDE) or poly biphenyl (PBB) in electrical and electronic equipment. The purpose of the Directive is to protect human health and to ensure that the recycling and processing of waste electrical and electronic equipment meet the environmental requirements.

Subject matter	Administration basis (weight ratio)	Representative analysis method
Lead	< 1000ppm	Fluorescence X-ray or TCP
Pickaxe	< 1000ppm	
Mercury	< 1000ppm	
hexavalent chromium	< 1000ppm	Diphenyl Carbazide Method
PBB, PBDE	< 1000ppm	CC-MS

2002/95 / EC EU RoHS Directive

## Protect the ozone layer and prevent global warming



DAIKIN is committed to creating a better living environment for people by producing and popularizing the R410A refrigerant without causing damage to the ozone layer. Combined with the DC inverter technology, it can achieve high efficiency, ensure energy saving effect and reduce energy consumption and CO2 emissions, therefore effectively protecting the Earth's environment. DAIKIN Home Central system fully uses the new Daikin R410A refrigerant.



No damage to the ozone layer

### 3Di+ / 3D+ / Compact+ Moisture Control Mode




The balance control over temperature and humidity allows the human body to feel more comfortable, and the intelligent model is even equipped with sensor to detect human activity and floor temperature.

### 3Di / 3D




The angle of the horizontal and vertical louvers at the air outlet can be adjusted freely, ensuring a wide air supply angle. The high end panel highlight the high-end identity and grade of users.

### Compact / Compact (big volume)



The indoor unit has compact body, with a thickness of only 200mm. The depth of the standard model is only 450mm, and a variety of installation methods is available to offer high freedom of design

### Middle Static Duct



Compact appearance, with a height of only 250mm and high external static pressure, making it possible to be connected to long air duct. A variety of installation methods that fit various occasions, especially large area spaces.

### Kitchen

FPEKQ20AV1/VM  
FPEKQ28AV1/VM



The integrated design of decorative panel optimizes the kitchen's ceiling space, making installation more convenient; comprehensive oil proof structure creates cool and comfortable cooking environment in kitchen.

### Bathroom

FPEBQ20AV1/VM



With new bathroom's ceiling cassette, level up bathroom to a healthy life style space.

### Walk In Closet

FPECQ20AV1/VM



Protecting your private collection of bags and clothes from mould damage with precise humidity control for your walk in closet.



## Dual Control of Temperature & Moisture 3Di+ / 3D / Compact + Indoor



Moisture Control Intelligent 3D Air Flow Ceiling Mounted Duct ( Type FPRSQ-APV1/VM )  
 Moisture Control 3D Air Flow Ceiling Mounted Duct ( Type FPRAQ-APV1/VM )  
 Compact Moisture Control Ceiling Mounted Duct ( Type FPRQ-APV1/VM )

Dimensions ( H x W x D ) FPRSQ-APV1/VM

**2.2 kW | 2.8 kW | 3.6 kW | 4.5 kW**  
**200 x 700 x 620 mm**

**5.6 kW** | **7.1 kW**  
**200 x 900 x 620 mm** | **200 x 1100 x 620 mm**

Wired Remote Function :




**3/4 HP**  
to  
**2.5 HP**

Brand new type of temperature and humidity balanced indoor air conditioner equipped with advanced dual fin and dual valve technology to achieve individual control of temperature and humidity.

### [ Auto Moisture Control ]

Maintain Room Humidity into the most comfort and balance condition at 45 - 60%



### [ Comfort Cooling Mode ]

You don't have to lower the temperature while you can control the humidity level to have a better cooling comfort and better health.

### [ Sweet Dream Mode ]

With just a click of a button, the balanced temperature and humidity with 0.3 m/s<sup>\*1</sup> low velocity of air flow and the noise level as low as 17dB<sup>\*2</sup> create a more suitable environment for good night sleep.



BRC1H612

\*1 The value acquired upon internal test of the company  
 \*2 The low operating noise which can be available in models of 22 - 28 and below 45 under comfort cooling mode



### 3Di Airflow 3Di / 3D Indoor

Intelligent 3D Airflow Ceiling Mounted Duct (type FPDSQ-APV1/MM)  
3D Airflow Ceiling Mounted Duct (type FPDAQ-APV1/MM)

Dimensions ( H x W x D )

**2.2 kW | 2.8 kW | 3.6 kW | 4.5 kW**

**200 x 700 x 450 mm**

**5.6 kW**

**200 x 900 x 450 mm**

**7.1 kW**


**200 x 1100 x 450 mm**

Wired Remote Function :




**3/4 HP  
to  
2.5 HP**

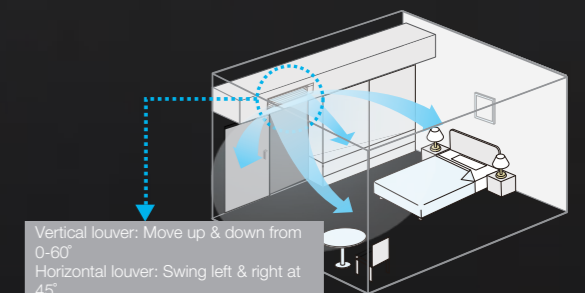
DAIKIN's intelligent 3D panel, evenly dispersed air flow, fashionable intelligent eye and personalised setting provide you a differentiated high-quality living environment



Automatically controlled at constant speed



Angle can be freely controlled



Vertical louver: Move up & down from 0-60°  
Horizontal louver: Swing left & right at 45°

### [ Wide Air Distribution ]

Four horizontal louvers and more than twenty vertical louvers. Such horizontal and vertical louvers are able to move freely, so that the air direction is more precise, the air flow is cut more evenly, contributing a more comfortable indoor environment.

### [ Dual Intelligent Eye Sensor ]

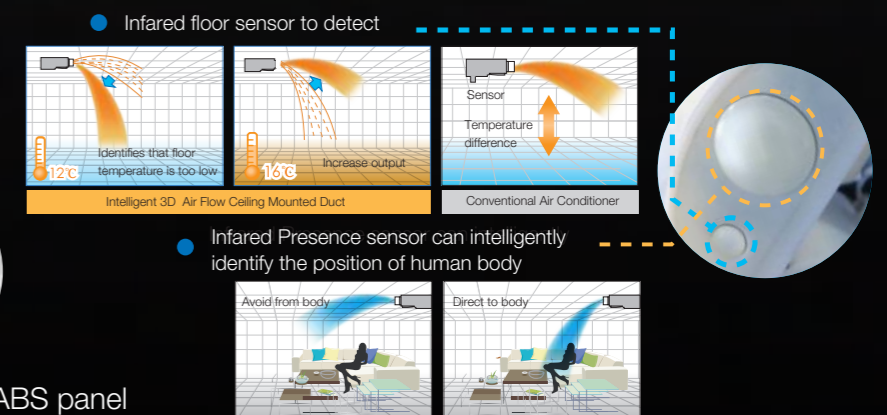
Specially equipped with 2 Intelligent Eyes to detect floor temperature and human activity as to perform intelligent sensing, creating best comfort to you.



BRC1H612



One-piece smooth ABS panel





**3/4 HP  
to  
1.5 HP**

Your new cooking experience!

[ Dry and Mold Proof ]

Heating process at indoor unit to clean up oil grease.

[ Oil Proof and High Durability Panel ]

Easy to clean and maintain the panel and filter from oil grease.

## Kitchen Air Conditioning



Durability Moisture Control Kitchen Ceiling Mounted Cassette ( Type FPEKQ-AV1 )

Dimensions ( H x W x D )


**2.2 kW | 3.2 kW**

**230 x 555 x 540 mm**


Wired Remote Function :



BRC63A622



Anti fumes & oil filter



- Wider fin gap to ensure heat exchange capability and resistance to oil.



- Smooth fin design to further enhance oil resistance and prolong life-span.



3/4 HP

[ Professional moisture and mold proof function ]  
 Dual control of temperature and humidity to create comfort air in your bathroom.



Special moisture and mold proof filter  
 Mold proof capability reaches Grade 0 (highest)\*



Mold proof filter  
 test report



Water proofing grade of remote control is IPX4, which can resist water splash in any direction without causing any damage to remote control

\*Testing Institution: Guangdong Microbiological Analysis and Testing Center

[ Build in with ventilation Exhaust ]  
 New revolution for bathroom airconditioning to ensure clean and fresh bathroom experience by exhaust build in.

## Bathroom Airconditioning

Ventilating Moisture Control Bathroom Ceiling Mounted Cassete (Type FPEBQ-AV1)

Dimensions ( H x W x D )

**1.95 kW**

**230 x 555 x 540 mm**

Wired Remote Function :



Cooling Mode


( Enjoy your bath and dressing up leisurely)

Fan only Mode

( Circulation airflow to ensures that bathroom keeps dry)

Dry Mode

( Solve your laundry problem during rainy season )



BRC62A612

Ventilation Mode

( Rapid discharge of moisture and odor to keep bathroom clean and fresh )



3/4 HP

Feel the new experience of closet

[ Auto moisture control ]

Auto moisture control mode will be turned on automatically when the relative humidity reaches 75% or above, turns off when relative humidity reaches 65% or below.

[ 5 levels of fan speed with wide angle of air discharge ]

The indoor air conditioning is available in 5 levels of fan speed, which can be adjusted according to actual use. The angle of air supply ranging from 25 degrees to 90 degrees can the dry and comfortable air flow to corner of the closet.

[ Compact built-in cassette design ]

Unique and compact design to suit limited space of closet.

Convenient maintenance via easy dismantle panel.



## Walk in Closet Airconditioning



Moisture Control Closet Ceiling Mounted Cassete ( Type FPECQ-AVM )

Dimensions ( H x W x D )

**2.2 kW**  
**230 x 555 x 540mm**

Wired Remote Function :





## 3D<sup>+</sup> 3D Air Flow Ceiling Mounted Duct



Model Name			FPRAQ20APV1	FPRAQ25APV1	FPRAQ32APV1
Power Supply		V/Ph/Hz	220-240V/1Phase/50Hz		
Cooling Capacity		Kw	2.2	2.8	3.6
Power Consumption	With Water Drain Pump	W	33	33	36
Fan Mode/Cooling Mode	Air Flow Rate (Hi/Med Hi/Med/Mid Lo/Lo)	m3/min	7.2/6.8/6.3/5.8/5.4		8.3/7.4/6.8/6.3/5.8
	Sound Level (Hi/Med Hi/Med/Mid Lo/Lo)	dB(A)	29/27/26/25/23		32/31/29/27/25
Moisture Control Mode	Air Flow Rate (Hi/Med Hi/Med/Mid Lo/Lo)	m3/min	7.2/6.0/5.1/4.3/3.1		8.3/6.9/5.8/4.6/3.4
	Sound Level (Hi/Med Hi/Med/Mid Lo/Lo)	dB(A)	29/24/20/18/17		32/27/23/20/18
ESP (Hi/Std)		Pa	10/0		
Unit Dimension (HxWxD)		mm	200 x 700 x 620		
Discharge Dimension (HxW)		mm	131 x 525		
Unit Weight		kg	24		
Piping Connections	Liquid Pipe/Gas Pipe	mm	φ6.4/φ12.7		
	High and Low Pressure Pipe	mm			
	Condensate Drain Pipe	mm	PVC26(0.D)φ26/I.D.φ20		
Wired Remote Controller					

Model Name			FPRAQ40APV1	FPRAQ50APV1	FPRAQ63APV1
Power Supply		V/Ph/Hz	220-240V/1Phase/50Hz		
Cooling Capacity		Kw	4.5	5.6	7.1
Power Consumption	With Water Drain Pump	W	50	55	72
Fan Mode/Cooling Mode	Air Flow Rate (Hi/Med Hi/Med/Mid Lo/Lo)	m3/min	10.0/9.2/8.5/8.0/7.2	13.5/12.0/11.5/11.0/10.0	17.5/14.0/11.5/10.6/9.5
	Sound Level (Hi/Med Hi/Med/Mid Lo/Lo)	dB(A)	36/34/32/30/28	36/35/33/31/30	37/35/33/32/31
Moisture Control Mode	Air Flow Rate (Hi/Med Hi/Med/Mid Lo/Lo)	m3/min	10/7.8/5.8/4.6/3.4	13.5/10/7.1/5.9/5	17.5/14/11.5/10.6/9.5
	Sound Level (Hi/Med Hi/Med/Mid Lo/Lo)	dB(A)	36/29/23/19/17	36/29/24/22/21	37/31/27/25/23
ESP (Hi/Std)		Pa	10/0		
Unit Dimension (HxWxD)		mm	200 x 700 x 620	200 x 900 x 620	200 x 1100 x 450
Discharge Dimension (HxW)		mm	131 x 525	131 x 725	131 x 925
Unit Weight		kg	24	28	32
Piping Connections	Liquid Pipe/Gas Pipe	mm	φ6.4/φ12.7		φ9.5/φ15.9
	High and Low Pressure Pipe	mm	φ9.5		φ12.7
	Condensate Drain Pipe	mm	PVC26(0.D)φ26/I.D.φ20		
Wired Remote Controller					

## 3D<sup>i+</sup> Moisture Control Intelligent 3D Air Flow Ceiling Mounted Duct



Model Name			FPRSQ20APV1	FPRSQ25APV1	FPRSQ32APV1
Power Supply		V/Ph/Hz	220-240V/1Phase/50Hz		
Cooling Capacity		Kw	2.2	2.8	3.6
Power Consumption	With Water Drain Pump	W	33		
Fan Mode/Cooling Mode	Air Flow Rate (Hi/Med Hi/Med/Mid Lo/Lo)	m3/min	7.2/6.8/6.3/5.8/5.4		8.3/7.4/6.8/6.3/5.8
	Sound Level (Hi/Med Hi/Med/Mid Lo/Lo)	dB(A)	29/27/26/25/23		32/31/29/27/25
Moisture Control Mode	Air Flow Rate (Hi/Med Hi/Med/Mid Lo/Lo)	m3/min	7.2/6.0/5.1/4.3/3.1		8.3/6.9/5.8/4.6/3.4
	Sound Level (Hi/Med Hi/Med/Mid Lo/Lo)	dB(A)	29/24/20/18/17		32/27/23/20/18
ESP (Hi/Std)		mm	10/0		
Unit Dimension (HxWxD)		mm	200 x 700 x 620		
Discharge Dimension (HxW)		mm	131 x 525		
Unit Weight		kg	24		
Piping Connections	Liquid Pipe/Gas Pipe	mm	φ6.4/φ12.7		
	High and Low Pressure Pipe	mm	φ9.5		
	Condensate Drain Pipe	mm	PVC26(0.D)φ26/I.D.φ20		
Wired Remote Controller			BRC1H612		

Model Name			FPRSQ40APV1	FPRSQ50APV1	FPRSQ63APV1
Power Supply		V/Ph/Hz	220-240V/1Phase/50Hz		
Cooling Capacity		Kw	4.5	5.6	7.1
Power Consumption	With Water Drain Pump	W	50	55	72
Fan Mode/Cooling Mode	Air Flow Rate (Hi/Med Hi/Med/Mid Lo/Lo)	m3/min	10.0/9.2/8.5/8.0/7.2	13.5/12.0/11.5/11.0/10/0	17.5/16.0/15.0/14.0/13.0
	Sound Level (Hi/Med Hi/Med/Mid Lo/Lo)	dB(A)	36/34/32/30/28	36/35/33/31/30	37/35/33/32/31
Moisture Control Mode	Air Flow Rate (Hi/Med Hi/Med/Mid Lo/Lo)	m3/min	10.0/7.8/5.8/4.6/3.4	13.5/10.0/7.1/5.9/5.0	17.5/14.0/11.5/10.6/9.5
	Sound Level (Hi/Med Hi/Med/Mid Lo/Lo)	dB(A)	36/29/23/19/17	36/29/24/22/21	37/31/27/25/23
ESP (Hi/Std)		mm	10/0		
Unit Dimension (HxWxD)		mm	200 x 700 x 620	200 x 900 x 620	200 x 1100 x 620
Discharge Dimension (HxW)		mm	131 x 525	131 x 725	131 x 925
Unit Weight		kg	24	28	32
Piping Connections	Liquid Pipe/Gas Pipe	mm	φ6.4/φ12.7		φ9.5/φ15.9
	High and Low Pressure Pipe	mm	φ9.5		φ12.7
	Condensate Drain Pipe	mm	PVC26(0.D)φ26/I.D.φ20		
Wired Remote Controller			BRC1H612		

## 3D<sup>i</sup> Intelligent 3D Air Flow Mounted Duct



Model Name			FPDSQ20APV1	FPDSQ25APV1	FPDSQ32APV1
Power Supply		V/Ph/Hz	220-240V/1Phase/50Hz		
Cooling Capacity		Kw	2.2	2.8	3.6
Power Consumption	With Water Drain Pump	W	28	29	32
Fan Mode/Cooling Mode	Air Flow Rate (Hi/Med Hi/Med/Mid Lo/Lo)	m3/min	8.7/8.1/7.6/7/6.5	9/8.5/8/7.5/7	10/9.3/8.6/7.9/7.2
	Sound Level (Hi/Med Hi/Med/Mid Lo/Lo)	dB(A)	31/29/27/26/24	31/29/27/26/24	34/32/30/29/27
ESP (Hi/Std)		Pa	10/0		
Unit Dimension (HxWxD)		mm	200 x 700 x 450		
Unit Weight		kg	17		
Piping Connections	Liquid Pipe/Gas Pipe	mm	φ6.4/φ12.7		
	Condensate Drain Pipe	mm	PVC26(0.D)φ26/I.D.φ20		
Wired Remote Controller			BRC1H612		

Model Name			FPDSQ40APV1	FPDSQ50APV1	FPDSQ63APV1
Power Supply		V/Ph/Hz	220-240V/1Phase/50Hz		
Cooling Capacity		Kw	4.5	5.6	7.1
Power Consumption	With Water Drain Pump	W	49		
Fan Mode/Cooling Mode	Air Flow Rate (Hi/Med Hi/Med/Mid Lo/Lo)	m3/min	12/11.2/10.5/9.7/9	15/14/13/11.5/10.5	19/17/15/13/11.5
	Sound Level (Hi/Med Hi/Med/Mid Lo/Lo)	dB(A)	39/37/35/33/31		39/37/35/33/30
ESP (Hi/Std)		Pa	10/0		
Unit Dimension (HxWxD)		mm	200 x 700 x 450	200 x 900 x 450	200 x 1100 x 450
Discharge Dimension (HxW)		mm	131 x 525	131 x 725	131 x 925
Unit Weight		kg	17	20	23
Piping Connections	Liquid Pipe/Gas Pipe	mm	φ6.4/φ12.7		φ9.5/φ15.9
	Condensate Drain Pipe	mm	PVC26(0.D)φ26/I.D.φ20		
Wired Remote Controller			BRC1H612		



### 3Di Intelligent 3D Air Flow Mounted Duct



Model		FPDAQ20APVM	FPDAQ25APVM	FPDAQ32APVM	FPDAQ40APVM	FPDAQ50APVM	FPDAQ63APVM		
Power supply		Single phase 50/60Hz 220-240/220-230V							
Cooling capacity ★ 1, ★ 2		kW	2.2	2.8	3.6	4.5	5.6	7.1	
Casing		Galvanised steel plate							
Dimensions (H × W × D)		mm	200 × 700 × 450			200 × 900 × 450	200 × 1100 × 450		
Cross fin coil	Rows × Stages × Fin pitch		2 × 14 × 1.24						
	Face area		0.126			0.176	0.227		
Fan	Model		—						
	Type		Sirocco fan						
	Motor output		44			65			
	Air flow rate (H/HM/M/ML/L)		m <sup>3</sup> /min	8.7/8.1/ 7.6/7.0/ 6.5	9.0/8.5/ 8.0/7.5/ 7.0	10.0/9.3/ 8.6/7.9/ 7.2	12.0/11.2/ 10.5/9.7/ 9.0	15.0/14.0/ 13.0/11.5/ 10.5	19.0/17.0/ 15.0/13.0/ 11.5
	External static pressure ★ 3		Pa	10-0					
Drive		Direct drive							
Sound pressure level (H/HM/M/ML/L) ★ 4		dB (A)	31/29/27/26/24		34/32/30/ 29/27	39/37/35/33/31		39/37/35/ 33/30	
Temperature control		Microprocessor thermostat for cooling							
Sound absorbing thermal Insulation material		Foamed polyethylene							
Air filter		— ★ 5							
Weight		kg	17			20	23		
Piping connections	Liquid	mm	φ6.4 (Flare connection)					φ9.5 (Flare connection)	
	Gas	mm	φ12.7 (Flare connection)					φ15.9 (Flare connection)	
	Drain	mm	PVC26 (O.D. φ26 × I.D φ20)						
Safety devices		Fuse, Thermal protector for fan motor							
Refrigerant control		Electronic expansion valve							
Connectable outdoor unit		R410A VRV Home series							
Standard accessories		Operation and installation manual, Drain hose, Clamps, Washers, Metal clamp, Screws for duct flanges, Paper pattern for in stallation, Sealing material, Auto grille							
Auto Grille (Standard accessory)	Dimensions (H × W × D)		mm	180 × 722 × 70			180 × 922 × 70	180 × 1122 × 70	
	Colour		Fresh white						
	Weight		kg	1.0			1.5	2.0	



### LONGDUCT Middle Static Ceiling Mounted Duct



Model Name		FXSQ20PAV4	FXSQ25PAV4	FXSQ32PAV4	FXSQ40PAV4	FXSQ50PAV4	
Power Supply		220-240V/1Phase/50Hz,60Hz					
Cooling Capacity		Kw	2.2	2.8	3.6	4.5	5.6
Power Consumption		W	58		66	101	75
Fan Mode/Cooling Mode	Air Flow Rate (Hi/Med/Lo)	m <sup>3</sup> /min	9/7.5/6.5		9.5/8/7	15/12.5/10.5	17/14.5/11.5
	Sound Level (Hi/Med/Lo)	dB(A)	33/30/28		34/32/30	36/33/30	34/32/29
ESP (Hi/Std)		Pa	30-150 (50)				50-150 (50)
Unit Dimension (HxWxD)		mm	245x550x800			245x700x800	245x1000x800
Unit Weight		kg	25		27	35	
Piping Connections	Liquid Pipe/Gas Pipe	mm	φ6.4/φ12.7				
	Condensate Drain Pipe	mm	PVC26(O.D.φ26/I.D.φ20)				
Wired Remote Controller		BRC1E63					
Wireless Remote Controller		BRC4C66					

Model Name		FXSQ63PAV4	FXSQ80PAV4	FXSQ100PAV4	FXSQ125PAV4	FXSQ140PAV4	
Power Supply		220-240V/1Phase/50Hz,60Hz					
Cooling Capacity		Kw	7.1	9	11.2	14	16
Power Consumption		W	106	126	151	206	222
Fan Mode/Cooling Mode	Air Flow Rate (Hi/Med/Lo)	m <sup>3</sup> /min	21/17.5/14.5	23/19.5/16	32/27/22.5	37/31.5/26	39/33.5/28
	Sound Level (Hi/Med/Lo)	dB(A)	36/32/29	37.5/34/30	39/35/32	42/38.5/35	43/40/36
ESP (Hi/Std)		Pa	50-150 (50)				50-140 (50)
Unit Dimension (HxWxD)		mm	245x1,000x800		245x1,400x800		245x1,550x800
Unit Weight		kg	35	37	46	47	52
Piping Connections	Liquid Pipe/Gas Pipe	mm	φ9.5/φ15.9				
	Condensate Drain Pipe	mm	PVC26(O.D.φ26/I.D.φ20)				
Wired Remote Controller		BRC1E63					
Wireless Remote Controller		BRC4C66					



## COMPACT Ceiling Mounted Duct



Model Name		FXDQ20SPV14	FXDQ25SPV14	FXDQ32SPV14	FXDQ40SPV14	FXDQ50SPV14	FXDQ63SPV14	
Power Supply	V/Ph/Hz	220-240V/1Phase/50Hz						
Cooling Capacity	Kw	2.2	2.8	3.6	4.5	5.6	7.1	
Power Consumption	W	72	75	78	180		196	
Fan Mode/Cooling Mode	Air Flow Rate (Hi/Med Hi/Med/Mid Lo/Lo)	8.7/7.6/6.5	9/8/7	10/9/8	15/13/10.5		20/16/12.5	
	Sound Level (Hi/Med Hi/Med/Mid Lo/Lo)	33/31/29		34/32/30	35/33/31		37/35/33	
ESP (Hi/Std)	Pa	30-10			50-20		40-20	
Unit Dimension (HxWxD)	mm	200x700x450			200x900x450		200x1,100x450	
Unit Weight	kg	17			20		23	
Piping Connections	Liquid Pipe/Gas Pipe	φ6.4/φ12.7						φ9.5/φ15.9
	Condensate Drain Pipe	PVC26(0.D)φ26(1.D.φ20)						
Wired Remote Controller		BRC1E63						

## COMPACT Ceiling Mounted Duct Big Volume



Model Name		FPDQ80APV1	FPDQ100APV1
Power Supply	V/Ph/Hz	220-240V/1Phase/50Hz	
Cooling Capacity	Kw	9	11.2
Power Consumption	W	70	100
Fan Mode/Cooling Mode	Air Flow Rate (Hi/Med Hi/Med/Mid Lo/Lo)	24.0/20.0/16.0	26.0/22.0/18.0
	Sound Level (Hi/Med Hi/Med/Mid Lo/Lo)	36/34/32	37/35/33
ESP (Hi/Std)	Pa	40-20	
Unit Dimension (HxWxD)	mm	200 × 1610 × 560	
Unit Weight	kg	37	40
Piping Connections	Liquid Pipe/Gas Pipe	φ9.5/φ15.9	
	Condensate Drain Pipe	PVC26(0.D)φ26(1.D.φ20)	
Wired Remote Controller		BRC1E632	

## COMPACT+ Ceiling Mounted Duct




Model Name		FPRQ20APVM	FPRQ25APVM	FPRQ32APVM
Power Supply	V/Ph/Hz	220-240V/1Phase/50Hz		
Cooling Capacity	Kw	2.2	2.8	3.6
Power Consumption	W	33		
Fan Mode/Cooling Mode	Air Flow Rate (Hi/Med Hi/Med/Mid Lo/Lo)	7.2/6.8/6.3/5.8/5.4		8.3/7.4/6.8/6.3/5.8
	Sound Level (Hi/Med Hi/Med/Mid Lo/Lo)	29/27/26/25/23		32/31/29/27/25
Moisture Control Mode	Air Flow Rate (Hi/Med Hi/Med/Mid Lo/Lo)	7.2/6.0/5.1/4.3/3.1		8.3/6.9/5.8/4.6/3.4
	Sound Level (Hi/Med Hi/Med/Mid Lo/Lo)	29/24/20/18/17		32/27/23/20/18
ESP (Hi/Std)	Pa	30/10		
Unit Dimension (HxWxD)	mm	200X700X620		
Discharge Dimension (HxW)	mm	153X660		
Unit Weight	kg	24		
Piping Connections	Liquid Pipe/Gas Pipe	φ6.4/φ12.7		
	High and Low Presssure Pipe	φ9.5		
Wired Remote Controller		BRC1H612		

Model Name		FPRQ40APVM	FPRQ50APVM	FPRQ63APVM
Power Supply	V/Ph/Hz	220-240V/1Phase/50Hz		
Cooling Capacity	Kw	4.5	5.6	7.1
Power Consumption	W	50	55	72
Fan Mode/Cooling Mode	Air Flow Rate (Hi/Med Hi/Med/Mid Lo/Lo)	10/9.2/8.5/80/7.2	13.5/12/11.5/11/10	17.5/14/11.5/10.6/9.5
	Sound Level (Hi/Med Hi/Med/Mid Lo/Lo)	36/34/32/30/28	36/35/33/31/30	37/35/33/32/31
Moisture Control Mode	Air Flow Rate (Hi/Med Hi/Med/Mid Lo/Lo)	10/7.8/5.8/4.6/3.4	13.5/10/7.1/5.9/5	17.5/14/11.5/10.6/9.5
	Sound Level (Hi/Med Hi/Med/Mid Lo/Lo)	36/29/23/19/17	36/29/24/22/21	37/31/27/25/23
ESP (Hi/Std)	Pa	30/10	50/20	
Unit Dimension (HxWxD)	mm	200X700X620	200X900X620	200X1100X620
Discharge Dimension (HxW)	mm	153X660	153X860	153X1060
Unit Weight	kg	24	28	32
Piping Connections	Liquid Pipe/Gas Pipe	φ6.4/φ12.7		
	High and Low Presssure Pipe	φ9.5		
Wired Remote Controller		BRC1H612		



## BATHROOM

### Ventilating Moisture Control Bathroom Ceiling Mounted Cassette



Model Name		FPEBQ20AV1	
Power Supply		V/Ph/Hz	220-240V/1Phase/50Hz
Cooling Capacity		Kw	1.95
Standard Mode	Power Consumption (With Water Drain Pump)	W	54
	Air Flow Rate (Hi/Lo)	m3/min	7/3
	Sound Level (Hi/Lo)	dB(A)	43/26
Dry Mode	Power Consumption (With Water Drain Pump)	W	85
	Air Flow Rate (Hi/Lo)	m3/min	7
	Sound Level (Hi/Lo)	dB(A)	43
Fan Only Mode	Power Consumption (With Water Drain Pump)	W	35
	Air Flow Rate (Hi/Lo)	m3/min	07/03
	Sound Level (Hi/Lo)	dB(A)	45/28
Ventilation Mode	Air Flow Rate (Hi/Lo)	m3/min	5/2.1
	Sound Level (Hi/Lo)	dB(A)	40/24
Dimension	Unit Dimension (HxWxD)	mm	230 x 555 x 540
	Panel Dimension (HxWxD)	mm	60 x 625 x 640
	Discharge Dimension (WxD)	mm	320 x 60
	Unit Weight (Body/Panel)	kg	22/2.5
Piping Connections	Liquid Pipe/Gas Pipe	mm	φ6.4/φ12.7
	High and Low Pressure Pipe	mm	φ9.5
	Condensate Drain Pipe	mm	PVC26(0.Dφ26/I.D.φ20)
Decorative Panel		BYEBP20W1E	
Wired Remote Controller		BRC62A612	

## KITCHEN

### Durability Moisture Control Kitchen Ceiling Mounted Cassette




Model Name		FPEKQ20AV1		FPEKQ28AV1	
Power Supply		V/Ph/Hz	220-240V/1Phase/50Hz		
Cooling Capacity		Kw	2.2	3.2	
Power Consumption		With Water Drain Pump	W	54	
Air Flow Rate (Hi/Med/Lo)		m3/min	7/3	8/6/3.5	
Dimension	Unit Dimension (HxWxD)	mm	230 x 555 x 540		280 x 555 x 540
	Panel Dimension (HxWxD)	mm	60 x 625 x 640		
	Discharge Dimension (WxD)	mm	320 x 60		
Unit Weight (Body/Panel)		kg	17/2.5	19/2.5	
Sound Level (Hi/Med/Low)		dB(A)	42/25	43/35/25	
Piping Connections	Liquid Pipe/Gas Pipe	mm	φ6.4/φ12.7		
	High and Low Pressure Pipe	mm	φ9.5		
	Condensate Drain Pipe	mm	PVC26(0.Dφ26/I.D.φ20)		
Decorative Panel		BYEKP20AY1E		BYEKP28AY1E	
Wired Remote Controller		BRC63A622			




## CLOSET Moisture Control Closet Ceiling Mounted Cassette



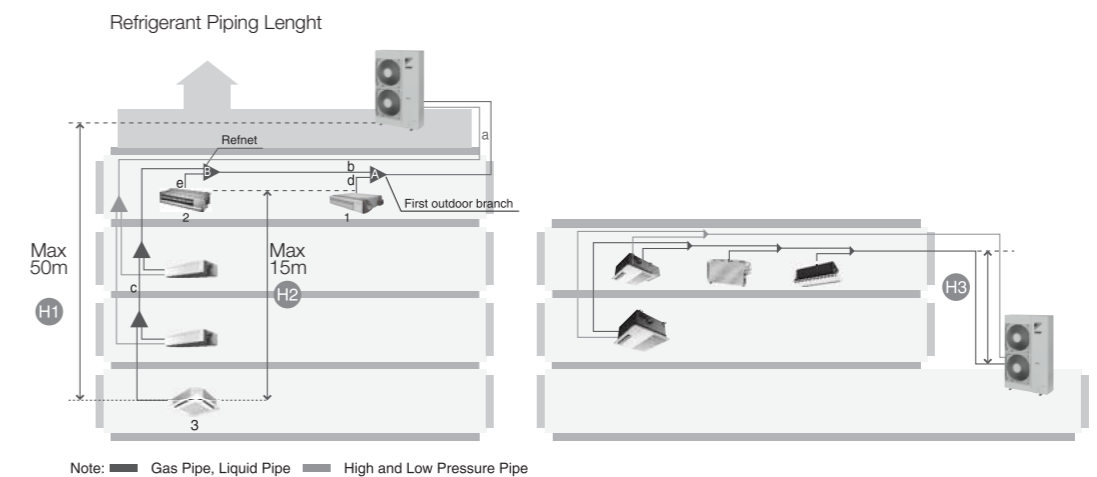
Model Name		FPECQ20AV1	
Power Supply	V/Ph/Hz	220-240V/1Phase/50Hz	
Cooling Capacity	Kw	2.2	
Power Consumption	With Water Drain Pump W	54	
Air Flow Rate (Hi/Med Hi/Med/Mid Lo/Lo)	m3/min	7/6/5/4/3	
Dimension	Unit Dimention (HxWxD)	mm	230 x 555 x 540
	Panel Dimension (HxWxD)	mm	60 x 625 x 640
	Discharge Dimension (WxD)	mm	320 x 60
Unit Weight (Body/Panel)	kg	18/2.5	
Sound Level (Hi/Med Hi/Med/Mid Lo/Low)	dB(A)	42/38/34/29/25	
Piping Connections	Liquid Pipe/Gas Pipe	mm	φ6.4/φ12.7
	High and Low Pressure Pipe	mm	φ9.5
	Condensate Drain Pipe	mm	PVC26(0.Dφ26/I.D.φ20)
Decorative Panel		BYEBP20W1F	
Wired Remote Controller		BRC1H612	



Model Name		RPZQ4AVM	RPZQ5AVM	RPZQ6AVM
Power Supply	V/Ph/Hz	220-240V/1Phase/50Hz		
Cooling Capacity	kW	11.2	14	15.5
Power Consumption	kW	2.87	3.62	4.19
Air Flow Rate (Hi/Med/Lo)	m3/min	76		
Unit Dimension (HxWxD)	mm	990 x 940 x 320		
Unit Weight	kg	80	104	104
Sound Level	dB(A)	53		
Operating Range		-5 - 50°CDB		
Piping Connections	Liquid Pipe/Gas Pipe	mm	φ9.5/φ15.9	
	High-Low Pressure Pipe		φ12.7	
	Condensate Drain Pipe	mm	φ12.7	
Max. Amount connection of indoor Unit		6	8	9
Connection Capacity	kW	5.6-14.5	7.0-20.1	7.7-20.1
	%	50-130		



Model Name		RPZQ8AYM	RPZQ10BYM	RPZQ12BYM
Power Supply	V/Ph/Hz	380-415V/3Phase/50Hz		
Cooling Capacity	kW	22.4	28	33.5
Power Consumption	kW	6	7.2	9.1
Air Flow Rate (Hi/Med/Lo)	m3/min	140		
Unit Dimension (HxWxD)	mm	1430 x 940 x 320	1615 x 940 x 460	
Unit Weight	kg	140	174	180
Sound Level	dB(A)	56	55	
Operating Range		-5 - 50°CDB		
Piping Connections	Liquid Pipe/Gas Pipe	mm	φ9.5/φ19.1	φ9.5/φ22.2
	High-Low Pressure Pipe		φ12.7	
	Condensate Drain Pipe	mm	φ12.7	
Max. Amount connection of indoor Unit		13	16	19
Connection Capacity	kW	11.2-29.1	14.0-36.4	16.75-43.55
	%	50-130		



Model	VRV Home Series					
	RPZQ4AVM	RPZQ5AVM	RPZQ6AVM	RPZQ8AYM	RPZQ10BYM	RPZQ12BYM
Max. allowable level difference (if the outdoor unit is above) : H1	Max. 30m		Max. 50m			
Max. allowable level difference (if the outdoor unit is below) : H3	Max. 30m		Max. 40m			
Between the indoor units : H2	Max. 10m	Max. 15m				
Max. total piping length : a+b+c+d+e	Max. 250m		Max. 300m			
Max. actual piping length : a+b+c	Max. 50m	Max. 70m	Max. 80m			
Between the indoor branch and the farthest indoor unit : b+c	Max. 40m					

COMFORTABLE AIRFLOW

REMOTE CONTROL / TIMERS

COMFORT CONTROL




Moisture Control Intelligent 3D Air Flow Ceiling Mouted



intelligent 3D Air Flow Ceiling Mouted



Kitchen Ceiling Mounted Cassette



Ventilating Moisture Control Bathroom Ceiling Mounted Cassette






Moisture Control Closet Ceiling Mounted Cassete

A grid of icons representing various air flow features. The top two rows each contain three icons: a square with a fan and arrows, a square with '3-D' and a fan, and a square with a person and a fan. The third row contains two icons: a square with a circular arrow and a square with a fan and arrows. The bottom two rows each contain one icon: a square with a fan and arrows.



A grid of icons representing remote control and timer features. The top two rows each contain two icons: a square with a remote control and a square with 'TIMER ON/OFF'. The third row contains one icon: a square with 'TIMER ON/OFF'. The bottom two rows each contain one icon: a square with 'TIMER ON/OFF'.

A grid of icons representing comfort control features. The top row contains three icons: a square with a bar chart, a square with a water drop, and a square with a fan. The second row contains two icons: a square with a bar chart and a square with a fan. The third row contains two icons: a square with a water drop and a square with a fan. The fourth row contains four icons: a square with a water drop, a square with a shirt, a square with a house and arrow, and a square with a fan. The bottom row contains three icons: a square with a bar chart, a square with a water drop, and a square with a fan.

-  **AUTO-SWING (UP AND DOWN)**  
This function automatically moves the flaps up and down to distribute air across the room.
-  **MOLD PROOF MODE**  
Heating process at indoor unit to clean up oil grease
-  **COMFORT AIRFLOW MODE**  
This function prevents uncomfortable drafts from blowing directly on the body. To prevent drafts, the flap move upward during cooling operation

-  **3D AIRFLOW**  
This function combines Vertical and Horizontal Auto-swing to circulate a cloud of cool air right to the corners of even large space. The flaps and lovers swin in turn.
-  **NIGHT SET MODE**  
Adjusts the temperature to prevent excessive cooling or heating for a pleasant sleep.
-  **24-HOUR ON/OFF TIMER**  
Sets the on/off timer 24 hours in advance to start/stop the operation.

-  **SET FAN SPEED**  
Fan speed can be set to correspond to your preferred comfort level.
-  **AUTO FAN SPEED**  
This function uses its infrared sensor to direct airflow either away from people.
-  **MOISTURE CONTROL MODE**  
A feature that can adjust the humidity in the room

-  **DRY CLOTHES MODE**  
Feature to dry clothes by absorbing moisture in the room.
-  **VENTILATION MODE**  
Feature to activate the exhaust fan on the air conditioner

# VRV S High Seasonal Efficiency SERIES

The Ideal Air Conditioning System  
for Residential Houses,  
Small Offices and Shops

Cooling Only  
**4 HP—9 HP**  
(11.2 kW) (24 kW)



Presentation  
Movie



**RSUQ4-6AVM4 (ES)**  
**RSUQ7-9AYM4 (ES)**

\*(ES): Anti-corrosion model

## The VRV S High Seasonal Efficiency Series concept

New VRV S High Seasonal Efficiency Series achieves higher energy efficiency with a variety of function for comfort and high performance. A wide range of options for installation location and application are easily achieved by the low height casing, long piping length and other features.

Energy savings  
& comfort

High performance  
& reliability

Design  
flexibility of  
installation

### ■ Energy savings & comfort

- ✓ Higher energy efficiency
- ✓ VRT Smart Control
- ✓ Quiet operation

### ■ High performance & reliability

- ✓ Extended operation range up to 52°C
- ✓ High voltage shield PCB
- ✓ Automatic refrigerant charge function

### ■ Design flexibility of installation

- ✓ The high external static pressure of 40 Pa enables installation in small installation spaces where the airflow direction needs to be diverted to avoid short circuits.
- ✓ Low height casing design
- ✓ Increased actual piping length up to 120 m

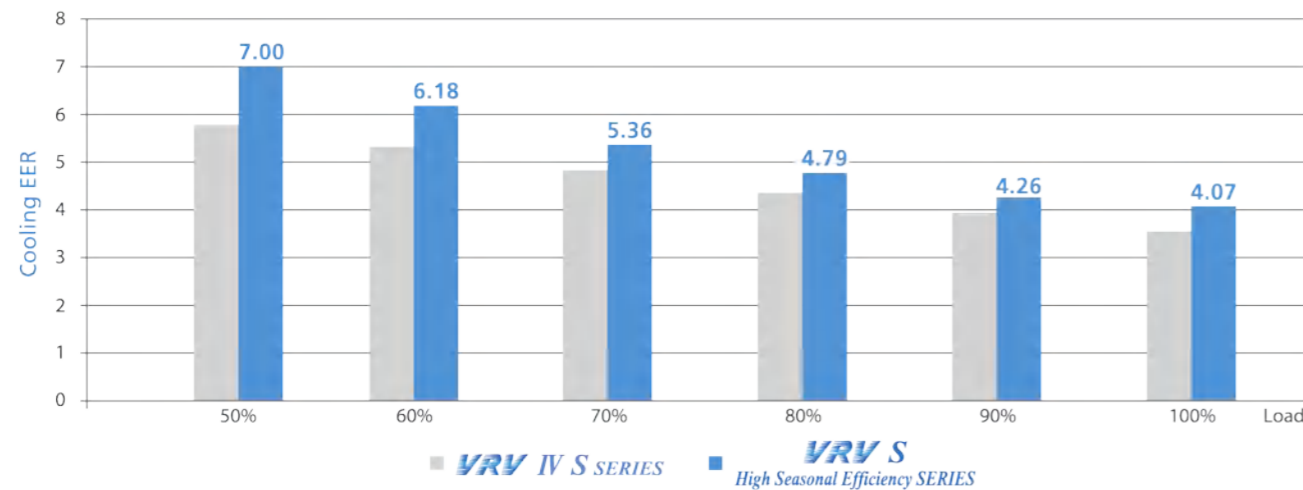
# Energy Savings & Comfort

## Energy savings

### High seasonal efficiency

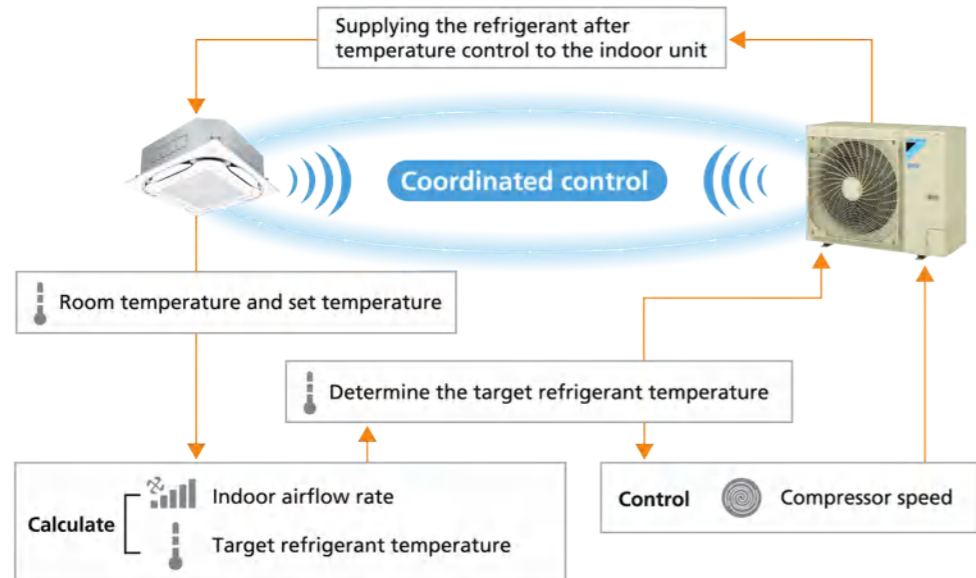
The VRT Smart Control enables improvements on efficiency during low load operation, achieving high seasonal efficiency.

EER for 5 HP



### VRT Smart Control

VRT Smart function is available in the VRT S High Seasonal Efficiency Series for the first time. Coordination between indoor and outdoor units minimizes energy consumption by optimizing capacity to meet actual operation load.



Notes: • For the classification of indoor units (VRT smart control and VRT control), refer to the indoor unit lineup.  
 • If a system has indoor units subject to both VRT smart and VRT control, the system is operated under VRT control.  
 • If a system has both outdoor-air processing air conditioners (FXMQ-MF series) and outdoor-air processing type indoor units, VRT smart control and VRT control are disabled.

## Comfort

### Quiet operation

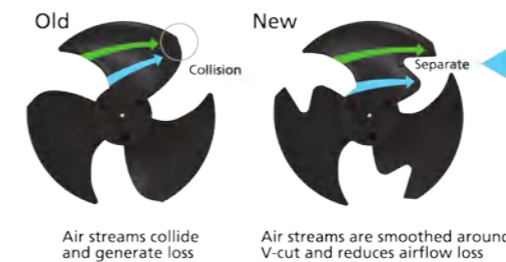
#### Low operation sound

New fan and bell mouth help enable low operation sound.

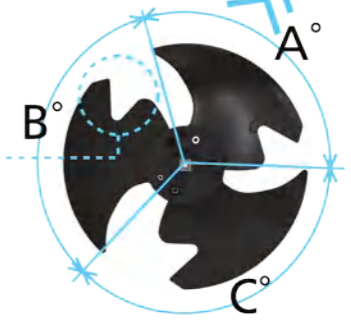
Cooling	4 HP	5 HP	6 HP	7 HP	8 HP	9 HP
New	51	51	52	58	59	60



#### V-cut & irregular pitch propeller fan



The fan's V-cut enables streamlined and effective airflow.




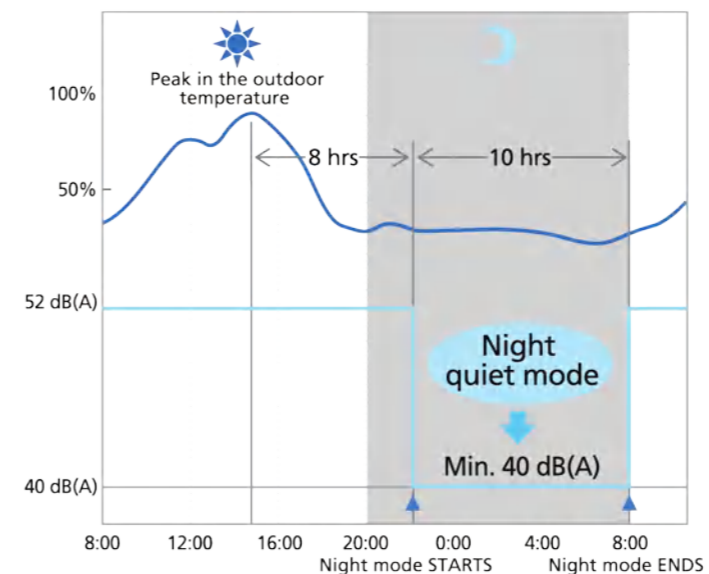
Irregular blade pitch also contributes to reduced airflow noise.

$$A^\circ < B^\circ < C^\circ$$

#### Nighttime quiet operation function

The nighttime quiet operation function automatically suppresses the nighttime operating sound by reducing operation capacity to maintain the quiet environment of the neighborhood. Three selectable modes are available depending on the required level. This function is suitable for use in residential areas.

Cooling	Night Quiet Mode
RSUQ4/5/6A	Min. 40 dB(A)
RSUQ7/8/9A	Min. 45 dB(A)



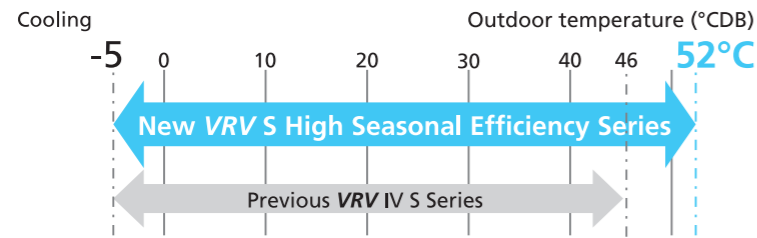
Notes: • This function is available in setting at site.  
 • The operating sound in quiet operation mode is the actual value measured by our company.  
 • The relationship of outdoor temperature (load) and time shown above is just an example.  
 • In case of 4-6 HP outdoor unit

# High Performance & Reliability

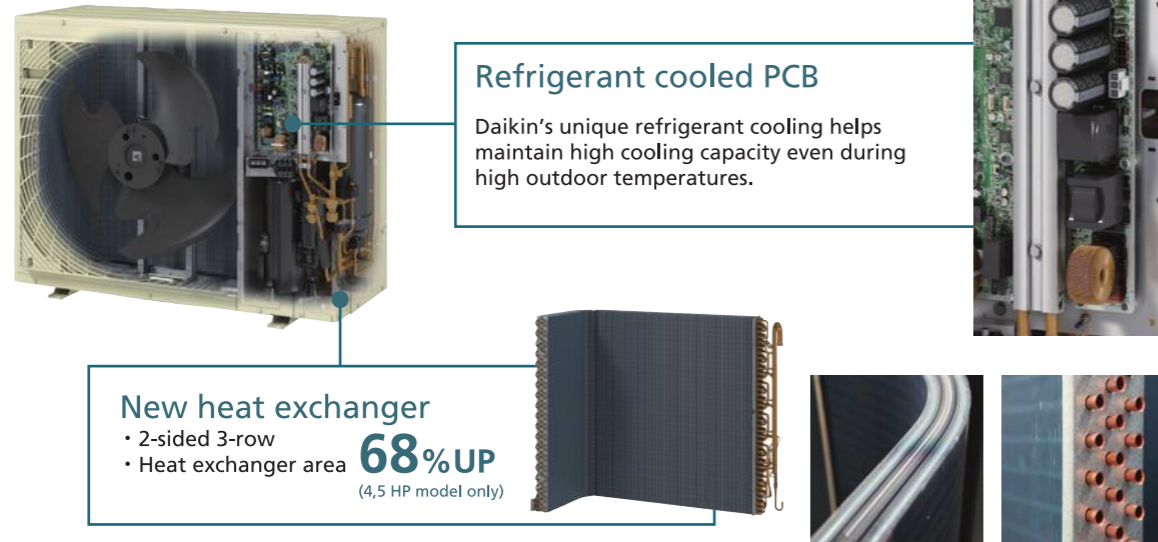
## High temperature operation

### Extended operation range up to 52°C

The outdoor operation temperature range is now extended to 52°C. This enables reliable operation even under high temperature conditions and a wider choice of installation locations.

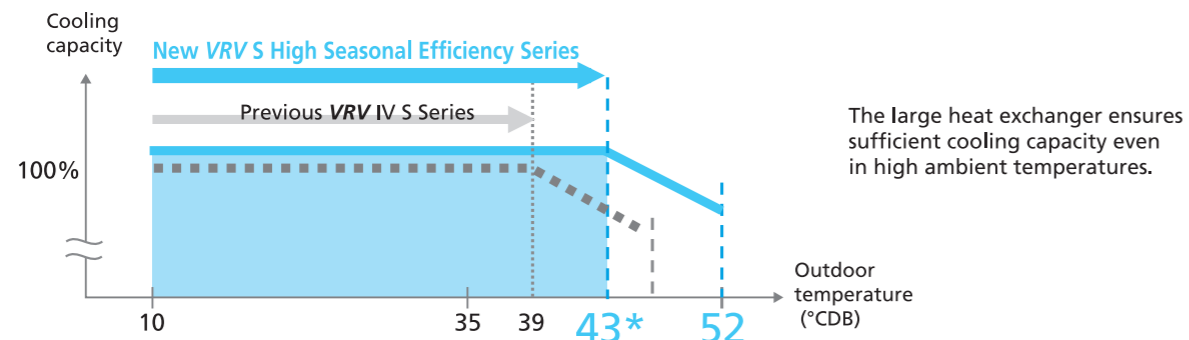


The refrigerant-cooled PCB and large 3-row heat exchanger raise the maximum cooling outdoor operation temperature from 46°C to 52°C.



### Keep rated cooling capacity in high outdoor temperature up to 43°C\*

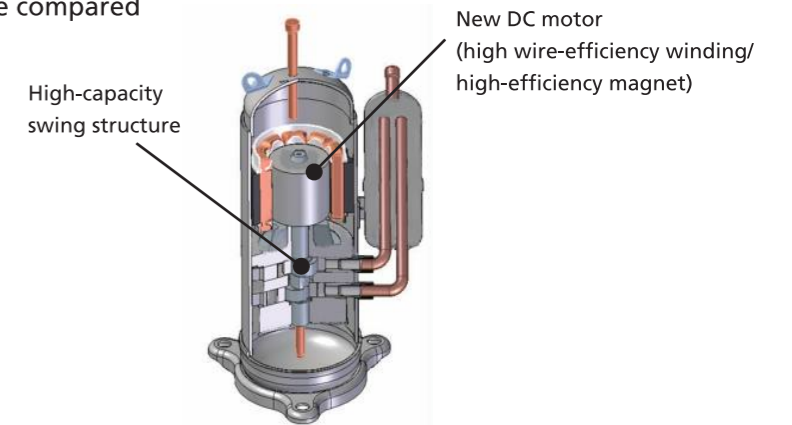
Rated cooling capacity can be maintained even when outdoor temperature is up to 43°C\*.  
\*Rated cooling capacity for 9 HP is up to 42°C.



## New swing compressor

### High efficiency, high capacity DC inverter swing compressor

The new compressors offer higher performance compared to that of conventional scroll compressors.




### Improved performance

The new DC motor designed with small-diameter bearing and improved efficiency during low-speed operation has improved seasonal efficiency.

## High voltage shield PCB (4-6 HP model only)

The high voltage shield PCB protects the electrical parts and prevents malfunctions at the highest voltage of 440 V.

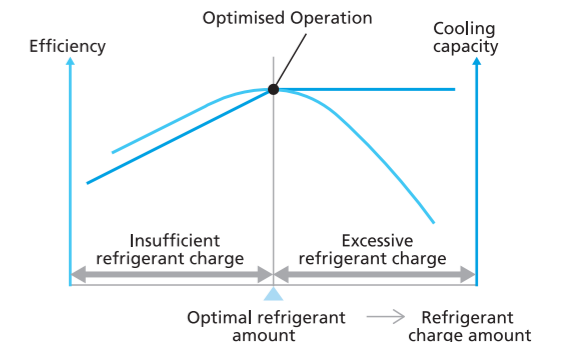


## Automatic refrigerant charge function

Contribute to optimised operation efficiency, higher quality and easier installation.

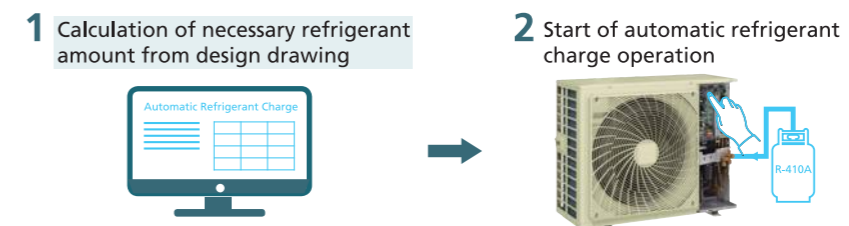
### Optimised operation efficiency

This function prevents a capacity shortage or energy loss due to excessive or insufficient refrigerant.



### Higher quality and easier installation

The automatic refrigerant charge function automates the charging of the proper refrigerant amount and easy start by pressing one button.



- Automatic completion by proper refrigerant amount
- Monitoring refrigerant charging is unnecessary
- No recalculation of charge amounts due to minor design changes locally

\* Must use automatic refrigerant charge function. Refer to installation manual for details.

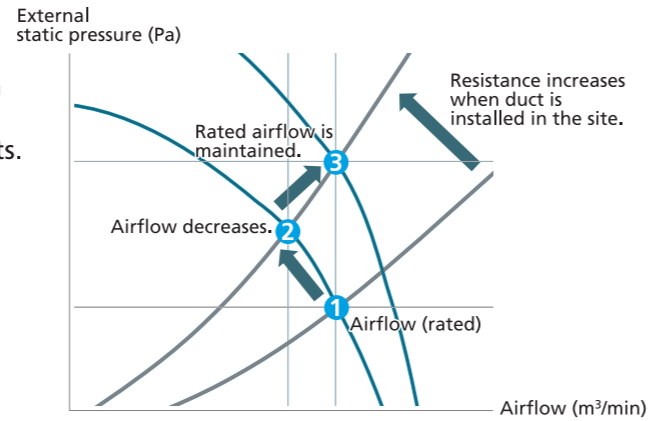
# Design Flexibility of Installation

## No short circuits

### ■ High external static pressure up to 40 Pa and automatic adjustment of external static pressure


The new **VRV S** High Seasonal Efficiency Series outdoor unit has been achieved high external static pressure up to 40 Pa, realizing stable operation in small installation sites where the air direction adjustment grille or duct is used to avoid short circuits.

The external static pressure automatic adjustment function maintains rated airflow and capacity by automatically adjusting the external static pressure during the test operation to suit the resistance of the installation site.




### ■ Optimum airflow direction with the optional air direction adjustment grille

When discharged air is blocked by some obstacle, the optional air direction adjustment grille can divert the airflow to one of 4 directions (up, down, left or right) to avoid the obstacle.




Air direction adjustment grille (option)

Wind is diverted upwards.

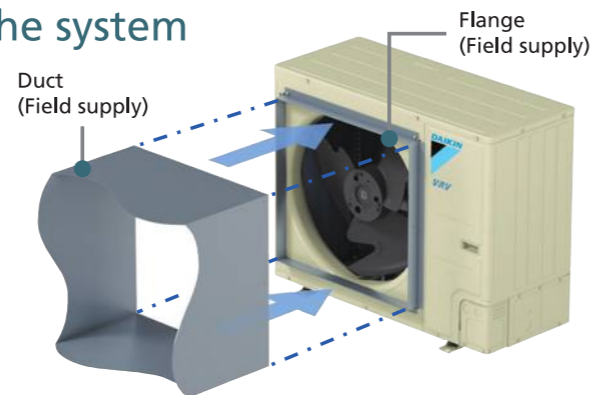


Wind is diverted sideways.



### ■ Duct installation to stabilize the system


When the obstacle is not avoidable by the air direction adjustment grille, installing a field-supplied duct can bypass the obstacle. In this way, installation of the outdoor unit is possible in places like behind an advertising board.



## Low height casing design

The new design has been optimised for the **VRV S** High Seasonal Efficiency Series with the height of all models reduced to only 870 mm. This low height casing design provides occupants with a clear, unobstructed view of the scenery.

Previous **VRV IV S** series

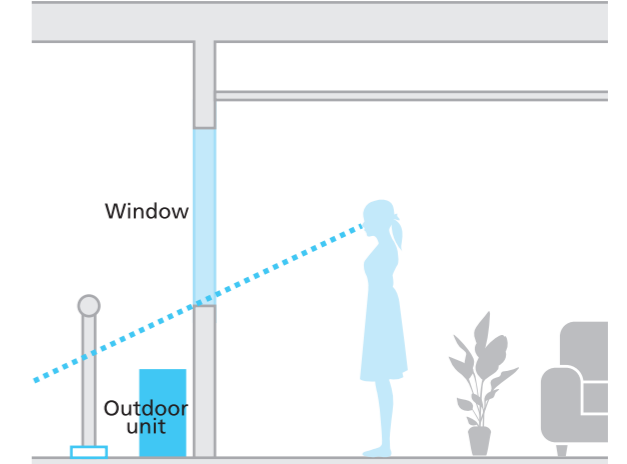


- Ideal solution that minimises both visual and sound impact
- Can be installed in a wide variety of locations and applications
- No space required for multiple outdoor units

View from outside

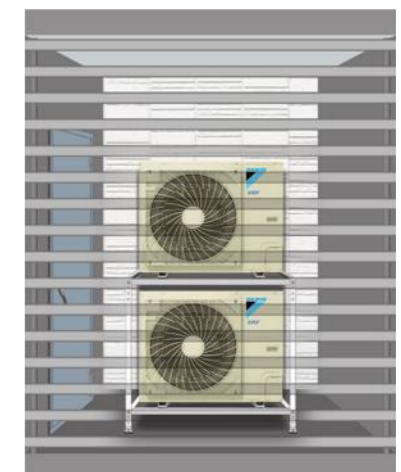


View from inside



### Double-stacking installation possible

The low height casing design allows for compact double-stacking of outdoor units to maximize utilization of installation space.



# Design Flexibility of Installation

## Increased actual piping length up to 120 m\*

Actual piping length increased by 20% allows for various installation!

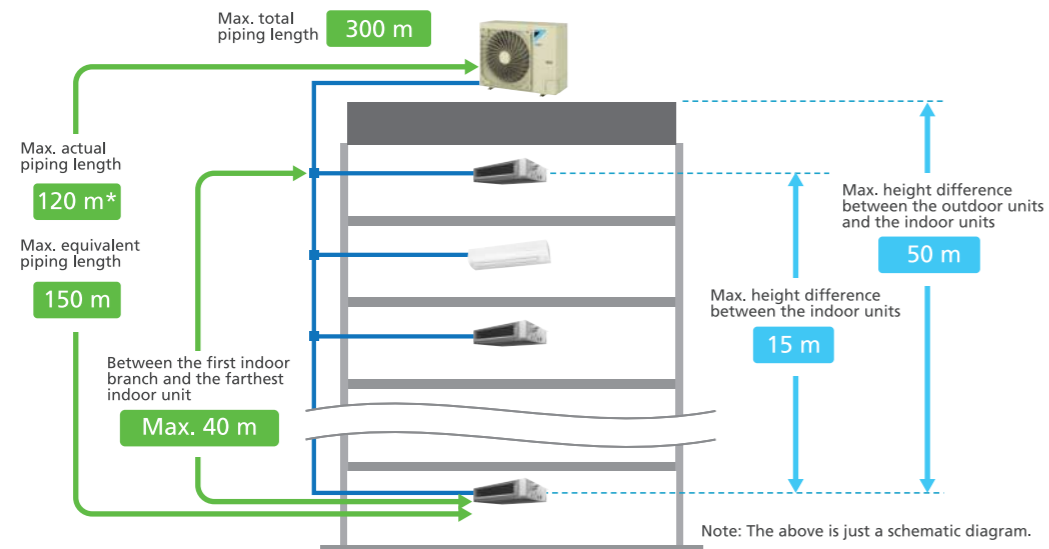
Installation on the rooftop of residential apartments

Previous VRV IV S series

**VRV S**  
High Seasonal Efficiency SERIES

8,9 HP 100 m  
5,6 HP 70 m  
4 HP 50 m

▶ **120 m\***



	4 HP	5-9 HP	
Maximum allowable piping length	Actual piping length (Equivalent)	120 m* (150 m)	120 m* (150 m)
	Total piping length	300 m	300 m
	Between the first indoor branch and the farthest indoor unit	40 m	40 m
Maximum allowable height difference	Between the indoor units	10 m	15 m
	Between the outdoor units and the indoor units	If the outdoor unit is above. 50 m If the outdoor unit is below. 40 m	50 m 40 m

\* Must use automatic refrigerant charge function. Refer to installation manual for details.

Installation on balconies of residential apartments



One outdoor unit can provide comfort for the whole house




# Indoor Unit Lineup

## Wide variety of indoor units

VRV smart Indoor units subject to VRT smart control

VRT Indoor units subject to VRT control

























Category	Type	Model Name	Capacity Range	20	25	32	40	50	63	80	100	125	140	200	250	
				0.8 HP	1 HP	1.25 HP	1.6 HP	2 HP	2.5 HP	3.2 HP	4 HP	5 HP	6 HP	8 HP	10 HP	
				Capacity Index	20	25	31.25	40	50	62.5	80	100	125	140	200	250
Ceiling Mounted Cassette	Round Flow Cassette with Sensing and Streamer	FXFTQ-AV4	VRV smart		●	●	●	●	●	●	●	●	●	●	●	
	Round Flow Cassette with Streamer	FXFRQ-AV4	VRV smart		●	●	●	●	●	●	●	●	●	●	●	
	Round Flow Cassette with Sensing	FXFSQ-AV4	VRV smart		●	●	●	●	●	●	●	●	●	●	●	
	Round Flow Cassette	FXFQ-AV4	VRV smart		●	●	●	●	●	●	●	●	●	●	●	
	Compact Multi Flow Cassette	FXZQ-BVM4	VRV smart	●	●	●	●	●	●	●	●	●	●	●	●	
	Double Flow Cassette	FXCQ-BVM4	VRV smart	●	●	●	●	●	●	●	●	●	●	●	●	
	Single Flow Cassette	FXKQ-MAVE4	VRT	●	●	●	●	●	●	●	●	●	●	●	●	
	Ceiling Mounted Cassette Duct	FXFDQ-AV4	VRV smart		●	●	●	●	●	●	●	●	●	●	●	
Ceiling Concealed Duct	Bedroom Duct	FXDBQ-AVM4	VRV smart		●	●	●	●	●	●	●	●	●	●	●	
	Slim Duct (Standard)	FXDQ-PDVE4 (with drain pump)	VRV smart	●	●	●	●	●	●	●	●	●	●	●	●	
		FXDQ-PDVT4 (without drain pump)	VRV smart	●	●	●	●	●	●	●	●	●	●	●	●	
		FXDQ-NDVE4 (with drain pump)	VRV smart		●	●	●	●	●	●	●	●	●	●	●	
		FXDQ-NDVT4 (without drain pump)	VRV smart		●	●	●	●	●	●	●	●	●	●	●	
	Slim Duct (Compact)	FXDQ-SPV14	VRT	●	●	●	●	●	●	●	●	●	●	●	●	
	Middle Static Pressure Duct	FXSQ-PAV4	VRV smart	●	●	●	●	●	●	●	●	●	●	●	●	
	Middle-High Static Pressure Duct	FXMQ-PAV4	VRV smart	●	●	●	●	●	●	●	●	●	●	●	●	
High Static Pressure Duct	FXMQ-PVM	VRV smart	●	●	●	●	●	●	●	●	●	●	●	●	●	
Outdoor-Air Processing Unit	FXMQ-MFV7	VRV smart										●	●	●	●	
	FXMQ-BFV24	VRT										●	●	●	●	
Ceiling Suspended	FXHQ-MAV7	VRT			●						●	●	●	●		
	FXHQ-BVM4	VRT										●	●	●		
Wall Mounted	FXAQ-AVM4	VRV smart	●	●	●	●	●	●	●	●	●	●	●	●	●	
	Floor Standing	FXLQ-MAVE4	VRT	●	●	●	●	●	●	●	●	●	●	●	●	
	Concealed Floor Standing	FXNQ-MAVE4	VRT	●	●	●	●	●	●	●	●	●	●	●	●	
Floor Standing Duct	FXVQ-NY14	VRT										●	●	●	●	
	Clean Room Air Conditioner	FXBQ-PVE4	VRT					●	●	●	●	●	●	●	●	
	FXBPQ-PVE4	VRT									●	●	●	●		
Heat Reclaim Ventilator	VAM-HVE														Airflow rate 150-2000 m <sup>3</sup> /h	





# INDOOR UNIT LINEUP

Daikin offers a wide range of indoor units responding to variety of needs of our customers that require air-conditioning solutions.

## VRV indoor units

<p><b>Round Flow Cassette with Sensing and Streamer Type</b> Comfort, energy savings by sensing functions and enhanced maximum efficiency in cleaning</p>   <p>FXFTQ-AV4</p>	<p><b>Round Flow Cassette with Streamer Type</b> 360° airflow for improved comfort and enhanced maximum efficiency in cleaning</p>   <p>FXFRQ-AV4</p>	<p><b>Round Flow Cassette with Sensing Type</b> Comfort and energy savings by sensing functions</p>   <p>FXFSQ-AV4</p>
<p><b>Round Flow Cassette Type</b> 360° airflow for improved comfort</p>   <p>FXFQ-AV4</p>	<p><b>Compact Multi Flow Cassette Type</b> Quiet, compact, and designed for user comfort</p>   <p>FXZQ-BVM4</p>	<p><b>Ceiling Mounted Cassette Duct Type</b> Unprecedented flexibility with Revolutionary air blow concept</p>   <p>FXFDQ-AV4</p>
<p><b>Double Flow Cassette Type</b> Thin, lightweight, and easy to install in narrow ceiling spaces</p>   <p>FXCQ-BVM4</p>	<p><b>Single Flow Cassette Type</b> Slim design for flexible installation</p>   <p>FXKQ-MAVE4</p>	<p><b>Bedroom Duct Type</b> Suitable for close living spaces such as hotels and condominiums</p>   <p>FXDBQ-AVM4</p>
<p><b>Slim Duct (Compact) Type</b> Slim and compact design for easy and flexible installation</p>   <p>FXDQ-SPV14</p>	<p><b>Slim Duct (Standard) Type</b> Slim design, quietness and ideal for drop-ceilings</p>   <p>FXDQ-PDVE4 FXDQ-NDVE4</p>	<p><b>Middle Static Pressure Duct Type</b> Middle static pressure and slim design allow flexible installations.</p>   <p>FXSQ-PAV4</p>

**Middle-High Static Pressure Duct Type**  
Middle and high static pressure allows for flexible duct design.

FXMQ-PAV4

**High Static Pressure Duct Type**  
High static pressure allows for flexible duct design.




FXMQ-PVM

**Outdoor-Air Processing Unit**  
Combine fresh air treatment and air conditioning, supplied from a single system.




FXMQ-MFV7

**Outdoor-Air Processing Unit**  
Improve IAQ with fresh air ventilation and precise room temperature control






FXMQ-BFV24

**Wall Mounted Type**  
Stylish flat panel design harmonised with your interior décor.




FXAQ-AVM4

**Ceiling Suspended Type**  
Slim body with quiet and wide airflow.

FXHQ-MAV7  
FXHQ-BVM4

**Floor Standing Type / Conceal Floor Standing Type**  
Suitable for perimeter zone air conditioning




FXLQ-MAVE4  
FXNQ-MAVE4

**Floor Standing Duct Type**  
Large airflow type for large spaces.




FXVQ-NY14

**Clean Room Air Conditioner**  
Suitable for hospitals and other clean spaces




FXBQ-PVE4  
FXBPQ-PVE4

## Air treatment equipment

**Heat Reclaim Ventilator**  
Daikin VAM series ensures fresh air intake and energy savings



# Round Flow Cassette with Sensing & Streamer Round Flow Cassette with Streamer

FXFTQ-A  
FXFRQ-A

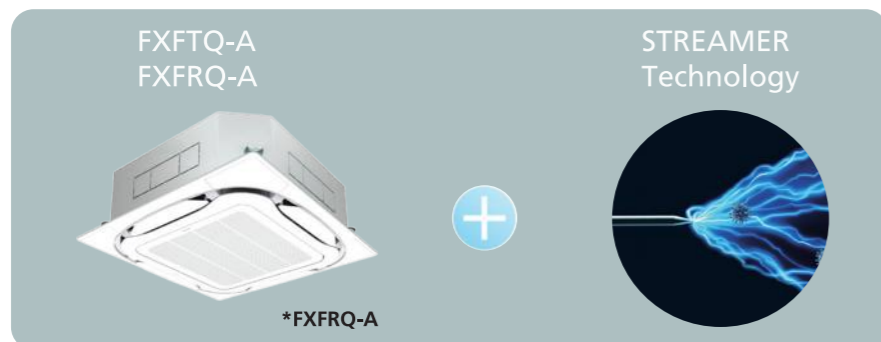
Comfort, energy savings by sensing functions and enhanced maximum efficiency in cleaning



\*FXFTQ-A


## Introducing Streamer technology to VRV Indoor unit

Daikin Streamer Technology enhances maximum efficiency in cleaning, which uses powerful decomposition properties to decompose substances captured by filter for better air quality.



Streamer filter clean unit irradiates Streamer when the fan and air conditioning operation are stopped. Streamer fumigates the cabin and sterilizes the filter.

**New** Streamer Filter Clean Unit built-in inside the indoor unit



**Remarks:**

- 1) Only the remote controller BRC1H63W(K) can be connected for ON/OFF operation of the streamer.
- 2) The Streamer function operates only when the fan and air conditioning operation are stopped. The maximum operation of streamer is 180 minutes per day. (This function is available only when the remote controller BRC1H63W(K) is connected.)



Stylish Remote Controller BRC1H63W/K



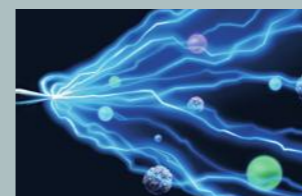
Streamer ON/OFF setting and status icon are available.



## Streamer Technology

Equipped with decomposition technology, Streamer is a type of plasma discharge that eliminates allergens such as pollen, mould, and mites, as well as, deodorises anti-bacterial dust filters so you can breathe with ease.

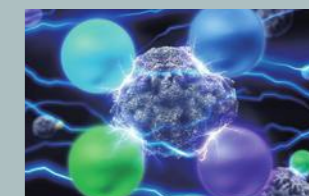
### Mechanism of decomposition by Streamer



Streamer emits high-speed electrons.



The electrons collide and combine with nitrogen and oxygen in the air to form four kinds of decomposing elements with decomposition power.

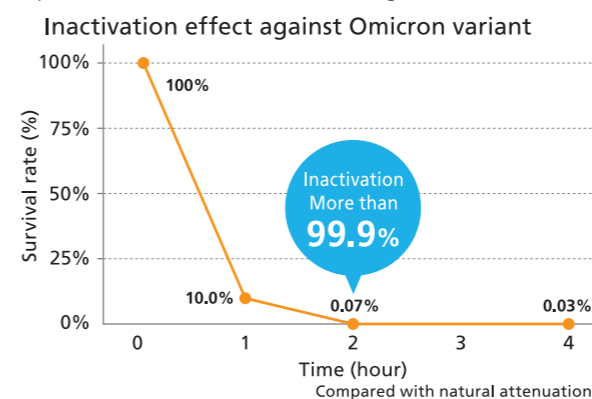


The decomposing elements provide decomposition power.

### > 99.93% Inactivation of Omicron variant in 2 hours

**Experimental Results**

Irradiation with Streamer discharge for two hours inactivated 99.93%, and for four hours inactivated 99.97% of the Omicron variant of Coronavirus (SARS-CoV-2), when compared to without Streamer discharge.



**Test Method**

hCoV-19/Japan/ TY38-873/2021 strain (Omicron variant) was used. Two acrylic boxes of about 31L were placed in a safety cabinet in the BSL-3 facility, and Streamer discharge device was installed in one of the acrylic boxes. Seesaw shakers with a 6-well plate were placed in both boxes, and 0.5 mL of virus solution was placed in each well of the plate. Streamer irradiation was performed on one 6-well plate while stirring with a seesaw shaker. After 1, 2, and 4 hours, the virus solution was collected, and the virus titer was measured by the TCID50 method using Vero E6/TMPRSS2 cells.



**Test Organization**

Professor Tatsuo Shioda, Department of Virus Infections, Research Institute for Microbial Diseases, Osaka University

\*This result was obtained by using a Streamer discharge device for testing in lab conditions. The effect of products equipped with Streamer technology or results in actual use environments may differ.

### > Streamer decomposes mould and mites (feces and carcasses) and suppresses the causes of allergies.

**Demonstration of mould**

Picture of mould



**Test Method**

"Moulds" were placed on the electrodes of a Streamer discharge unit where they were exposed to Streamer discharge for 15 minutes and photographed with an electron microscope.

**Test Organization**

Demonstration test was performed at Wakayama Medical University.

### > Why Daikin Streamer?


Recognized as clean technology by public bodies

Winner of the 2005 Progress Award, Institute of Electrostatics Japan  
Awarded for the development of a domestic air purifier which uses DC Streamer discharge.

105 Patents Acquired  
Patents acquired relating to Streamer technology

Streamer, a type of plasma discharge, decomposes hazardous chemical substances. The decomposition power is comparable to thermal energy of about 100,000°C.\*

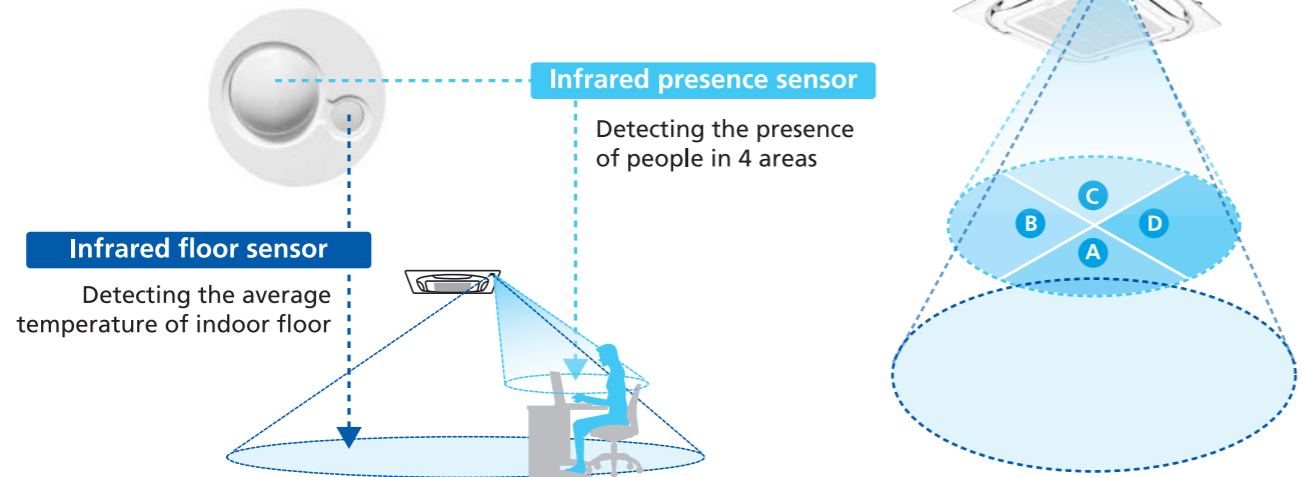
Note:  
\*Comparison of oxidation decomposition. This does not mean temperature will become high.



# Daikin advanced sensing technology dual sensors

**\*FOR FXFTQ-A MODELS ONLY**

Comfort and energy saving by sensing functions



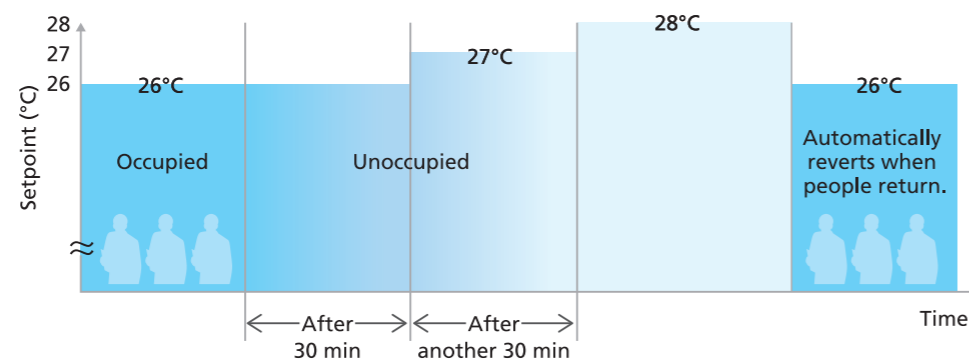
## ■ Sensing sensor mode Energy saving

### Sensing sensor low mode (default: OFF)

When there are no people in a room, the set temperature is shifted automatically.

**Example**

- Cooling setpoint: 26°C
- Shift temperature: 1.0°C
- Shift time: 30 min.
- Limit cooling temperature: 30°C



### Sensing sensor stop mode (default: OFF)

Based on preset user conditions, the system automatically stops operation if the room is unoccupied.

\*Adjustment is possible for shift time and set temperature by local setting.

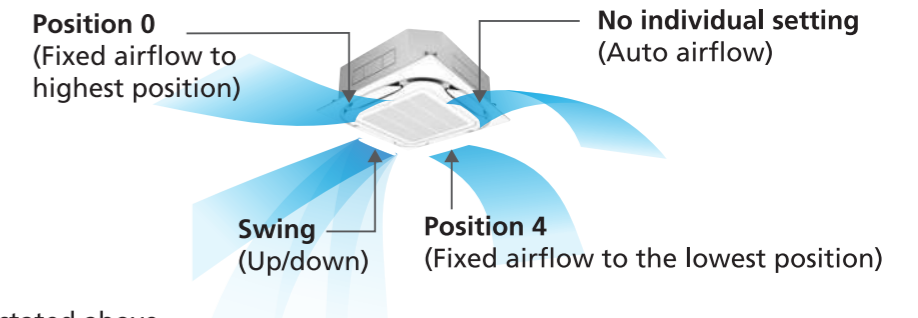
# Individual airflow direction control

## ■ Comfortable air conditioning for all room layouts and conditions

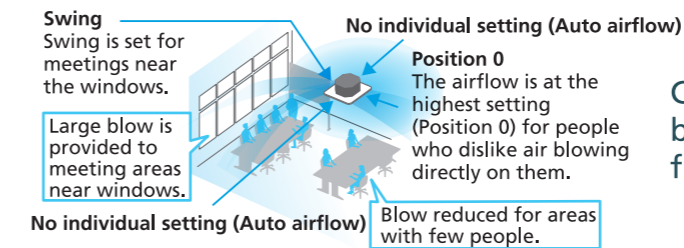
Easy setting is possible with a wired remote controller

Airflow direction can be individually adjusted for each air discharge outlet to deliver optimal air distribution.

- Individual airflow settings
- No individual setting (Auto airflow)
- Position 0 (Highest point)
- Position 1
- Position 2
- Position 3
- Position 4 (Lowest point)
- Swing



Individual settings are possible as stated above.



Comfort is provided to the entire room by individual setting corresponding to 4-way flow conditions.

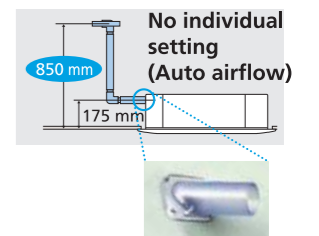
## Other functions

### ■ Quick and easy installation

Installable in tight ceiling spaces

Min. of 261 mm\* ceiling space when using standard panel.

\* For FXFTQ25-80A model & FXFRQ25-80A models

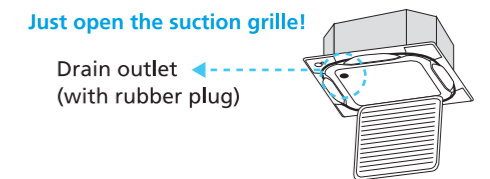


Drain pump is equipped as standard accessory with 850 mm lift.

### ■ Easy maintenance

Drain pan and drain water check

The condition of the drain pan and drain water can be checked by removing the suction grille and drain plug.



### ■ Cleanliness

Silver ion anti-bacterial drain pan

Prevents the growth of slime, bacteria, and mould that cause odours and clogging.

\* Drain pan should be changed once every two to three years.

Filter has anti-mould and antibacterial treatment

High Performance Prefilter (MERV 8) (Option)

This filter can catch more harmful substances in the air such as PM2.5.



BAF552A160




# Round Flow Cassette with Sensing & Streamer Type

FXFTQ-A

## Panel (Option)



Standard panel with sensing  
BYCQ125EEF (Fresh White)



Standard panel with sensing  
BYCQ125EEK (Black)

## Specifications

MODEL	FXFTQ25AV4	FXFTQ32AV4	FXFTQ40AV4	FXFTQ50AV4	FXFTQ63AV4	FXFTQ80AV4	FXFTQ100AV4	FXFTQ125AV4	FXFTQ140AV4	
Power supply	1-phase, 220 V, 50 Hz									
Cooling capacity	Btu/h	9,600	12,300	15,400	19,100	24,200	30,700	38,200	47,800	54,600
	kW	2.8	3.6	4.5	5.6	7.1	9.0	11.2	14.0	16.0
Power consumption	kW	0.028		0.035	0.056	0.061	0.092	0.164	0.170	0.194
		0.026		0.034	0.056	0.060	0.092	0.144	0.159	0.183
Casing	Galvanised steel plate									
Airflow rate (H/HM/M/ML/L)	m <sup>3</sup> /min	13/12.5/11.5/11/10		17/13.5/12.5/12/11	23/20.5/19/14.5/11	23.5/21/20/16/13.5	24.5/22/20.5/20/15	33.5/30.5/27/23.5/21	34.5/31.5/28.5/25.5/23	35.5/32.5/29.5/26.5/23
	cfm	459/441/406/388/353		600/477/441/424/388	812/724/671/512/388	830/741/706/565/477	865/777/724/706/530	1,183/1,077/953/830/741	1,218/1,112/1,006/900/812	1,253/1,147/1,041/935/812
Sound level (H/HM/M/ML/L)	dB(A)	30/29.5/28.5/28/27		35/29.5/29/28/27	38/35/34.5/29.5/27	38/36/35.5/31.5/28	39/37/36/35.5/31	44/41/38/35/33	45/42.5/39.5/37/35	46/43.5/40.5/38/35
Dimensions (HxWxD)	mm	256x840x840						298x840x840		
Machine weight	kg	19		24	22		25		26	
Piping connections	Liquid (Flare)			φ 6.4			φ 9.5			
	Gas (Flare)			φ 12.7			φ 15.9			
	Drain	VP25 (External Dia. 32/Internal Dia. 25)								

Notes: Specifications are based on the following conditions;

- Cooling: Indoor temp.: 27°CDB, 19°CWB, Outdoor temp.: 35°CDB, Equivalent piping length: 7.5 m, Height difference: 0 m.
  - Capacity of indoor unit is only for reference. Actual capacity of indoor unit is based on the total capacity index. (See Engineering Data Book for details.)
  - Sound level: Anechoic chamber conversion value, measured at a point 1.5 m downward from the unit centre.
- During actual operation, these values are normally somewhat higher as a result of ambient conditions.

## Panel (Option)

Standard panel with sensing	Model	BYCQ125EEF (Fresh White)		
	Dimensions(HxWxD)	mm	50x950x950	
Weight	kg	5.5		
Standard panel with sensing	Model	BYCQ125EEK (Black)		
	Dimensions(HxWxD)	mm	50x950x950	
	Weight	kg	5.5	

## Function List

Wired remote controller	BRC1H63W(K)
Streamer function unit	○
Dual sensors *1	○
Auto airflow function (Draft prevention) *1	○
Sensing sensor low mode *1	○
Sensing sensor stop mode *1	○
Individual airflow direction control	○
Switchable 5 step fan speed	○
Auto airflow rate	○
Auto swing	○
High ceiling application	○

\*1. Applicable when sensing panel is installed.

# Round Flow Cassette with Streamer Type


FXFRQ-A

## Decoration Panel (Option)

### Standard panel



Standard panel  
BYCQ125EAF (Fresh White)



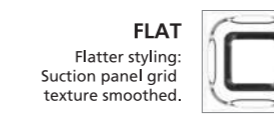
Standard panel  
BYCQ125EAK (Black)

### New designer panel

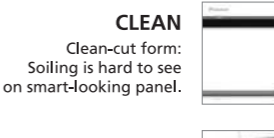
Designer choice has been given a boost with the increase in number of new types of decoration panels.



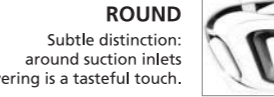
Designer panel  
BYCQ125EAPF (Fresh White)



**FLAT**  
Flatter styling:  
Suction panel grid  
texture smoothed.



**CLEAN**  
Clean-cut form:  
Soiling is hard to see  
on smart-looking panel.



**ROUND**  
Subtle distinction:  
around suction inlets  
silvering is a tasteful touch.

Close to ideal styling  
New designer panel

### Auto grille panel

Grille and air filter cleaning can be performed without need for a stepladder by lowering the grille.

A dedicated remote controller for the auto grille panel is included.



Wireless Remote Controller

Grille panel can be lowered to a maximum of 3.9 m.  
BYCQ125EBSF (Fresh White)

## Specifications

MODEL	FXFRQ25AV4	FXFRQ32AV4	FXFRQ40AV4	FXFRQ50AV4	FXFRQ63AV4	FXFRQ80AV4	FXFRQ100AV4	FXFRQ125AV4	FXFRQ140AV4	
Power supply	1-phase, 220 V, 50 Hz									
Cooling capacity	Btu/h	9,600	12,300	15,400	19,100	24,200	30,700	38,200	47,800	54,600
	kW	2.8	3.6	4.5	5.6	7.1	9.0	11.2	14.0	16.0
Power consumption	kW	0.029		0.036	0.040	0.063	0.096	0.158	0.178	0.203
		0.027		0.036	0.040	0.063	0.096	0.150	0.166	0.191
Casing	Galvanised steel plate									
Airflow rate (H/HM/M/ML/L)	m <sup>3</sup> /min	13/12.5/11.5/11/10		17/13.5/13/12/11	18/17/13.5/12.5/11	21/20/16/15/13.5	22.5/21.5/21/20/15	32/29/26/23/21	33/30.5/28/25/21	35.5/32.5/29.5/26.5/23
	cfm	459/441/406/388/353		600/477/459/424/388	635/600/477/441/388	741/706/565/530/477	794/759/741/706/530	1,130/1,024/918/812/741	1,165/1,077/988/900/741	1,253/1,147/1,041/935/812
Sound level (H/HM/M/ML/L)	dB(A)	30/29.5/28.5/28/27		35/29.5/29/28/27	35/33.5/29.5/28.5/27	36/35.5/31.5/31/28	37/36.5/36/35.5/29.5	43/40.5/37.5/35/33	44/41.5/39/36.5/33	46/43.5/40.5/38/35
Dimensions (HxWxD)	mm	256x840x840						298x840x840		
Machine weight	kg	19		22		25		26		
Piping connections	Liquid (Flare)			φ 6.4		φ 9.5				
	Gas (Flare)			φ 12.7		φ 15.9				
	Drain	VP25 (External Dia. 32/Internal Dia. 25)								

Notes: Specifications are based on the following conditions;

- Cooling: Indoor temp.: 27°CDB, 19°CWB, Outdoor temp.: 35°CDB, Equivalent piping length: 7.5 m, Height difference: 0 m.
  - Capacity of indoor unit is only for reference. Actual capacity of indoor unit is based on the total capacity index. (See Engineering Data Book for details.)
  - Sound level: Anechoic chamber conversion value, measured at a point 1.5 m downward from the unit centre.
- During actual operation, these values are normally somewhat higher as a result of ambient conditions.

## Panel (Option)

Standard panel	Model	BYCQ125EAF (Fresh White) / BYCQ125EAK (Black)	
	Dimensions(HxWxD)	mm	50x950x950
Weight	kg	5.5	
Designer panel	Model	BYCQ125EAPF (Fresh White)	
	Dimensions(HxWxD)	mm	97x950x950
Weight	kg	6.5	
Auto grille panel	Model	BYCQ125EBSF (Fresh White)	
	Dimensions(HxWxD)	mm	105x950x950
Weight	kg	8	

## Function List

Wired remote controller	BRC1H63W(K)
Streamer function unit	○
Individual airflow direction control	○
Switchable 5 step fan speed	○
Auto airflow rate	○
Auto swing	○
High ceiling application	○

# Round Flow Cassette with Sensing Type Round Flow Cassette Type

FXFSQ-A  
FXFQ-A

Comfort and energy saving by sensing functions

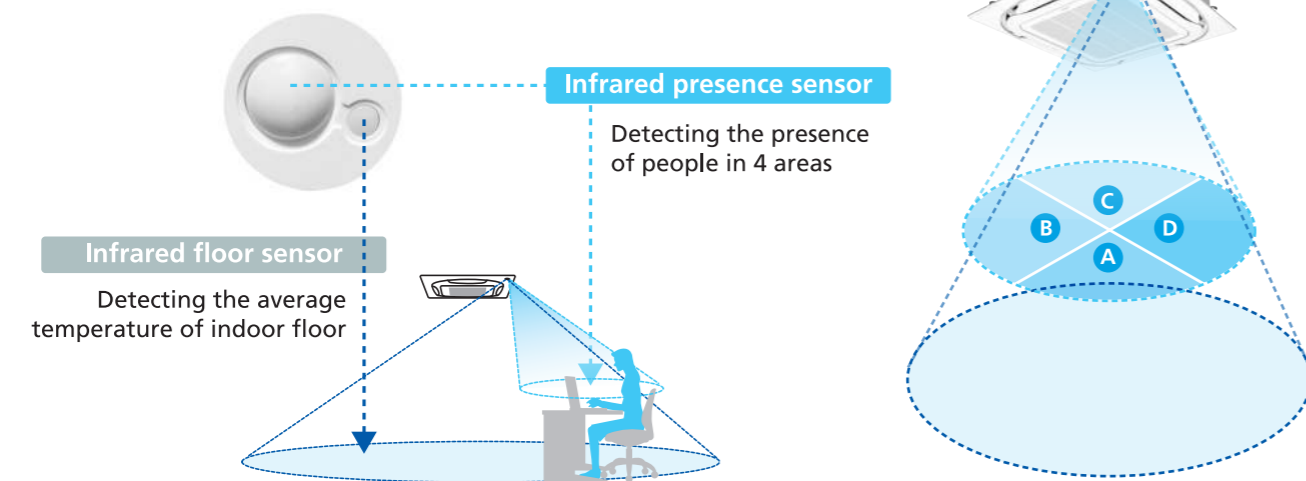


## Daikin advanced sensing technology dual sensors

\*FOR FXFSQ-A MODELS ONLY

Comfort and energy saving by sensing functions

Round flow  
with sensing

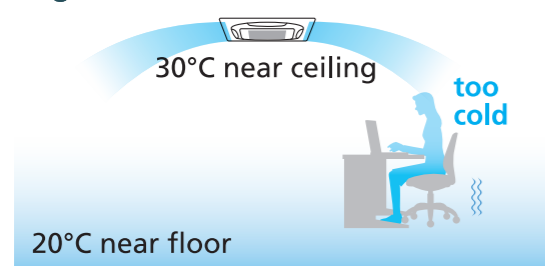


### Comfort and energy saving preventing over cooling

Sensors detecting human presence and temperatures near the floor provide comfortable spaces without uneven temperatures.

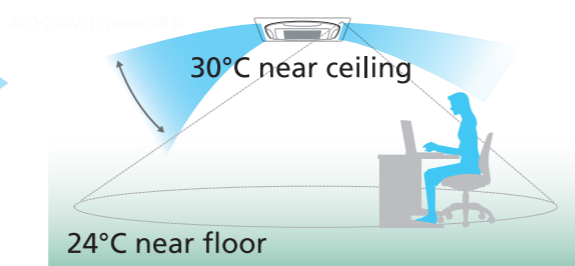
Without sensing function

Cooling



Even when room temperature is detected at 30°C, the floor temperature may be as low as 20°C, causing the feet area to be cold.

With sensing function



To prevent an excessive drop in temperature, room temperature is calculated at 27°C when people are in the vicinity.

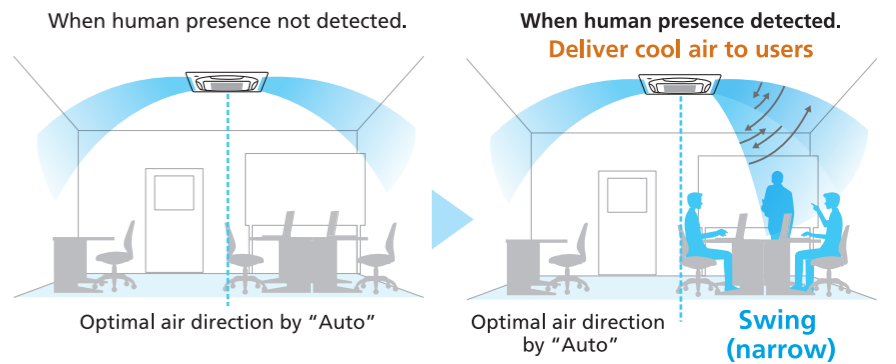
\*FOR FXFSQ-A MODELS ONLY

### Auto airflow function **Comfort**

\*When human is not detected for 5 minutes, the unit automatically returns to controlling the flaps for an unoccupied room.

Direct Airflow (default: OFF)

Cooling Dry



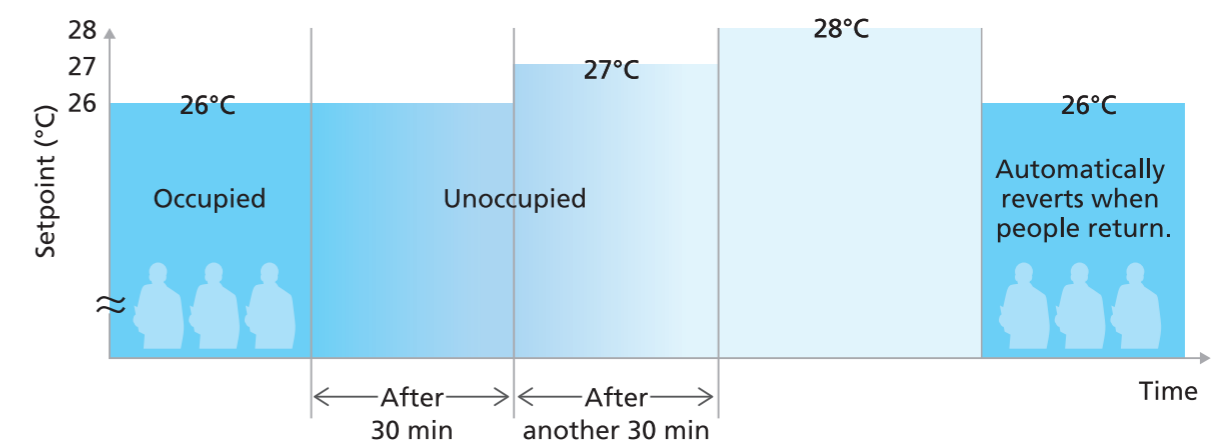
### Sensing sensor mode **Energy saving**

Sensing sensor low mode (default: OFF)

When there are no people in a room, the set temperature is shifted automatically.

Example

- Cooling setpoint: 26°C
- Shift temperature: 1.0°C
- Shift time: 30 min.
- Limit cooling temperature: 30°C



Sensing sensor stop mode (default: OFF)

Based on preset user conditions, the system automatically stops operation if the room is unoccupied.

\*Adjustment is possible for shift time and set temperature by local setting.

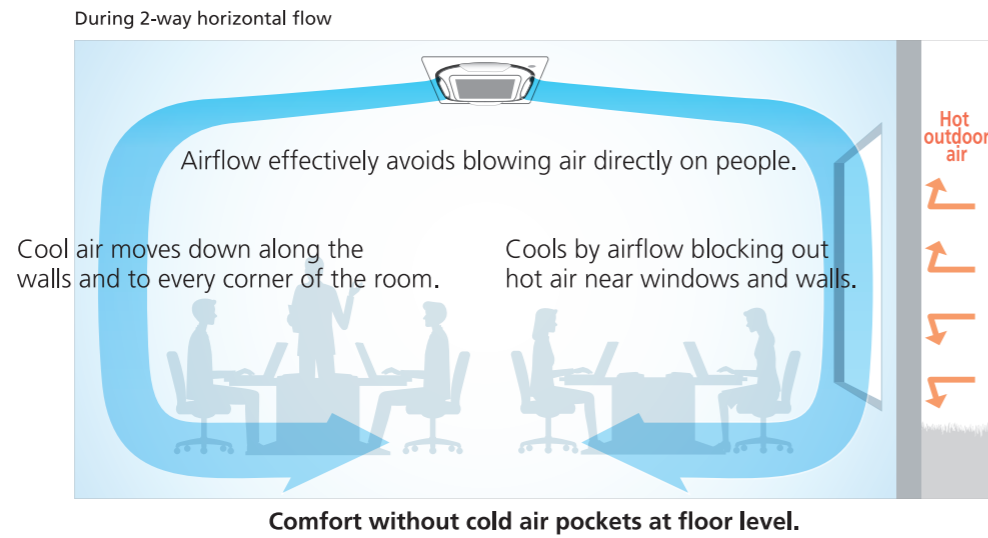
# Round Flow Cassette with Sensing Type

## Circulation airflow

### Configurations of circulation airflow

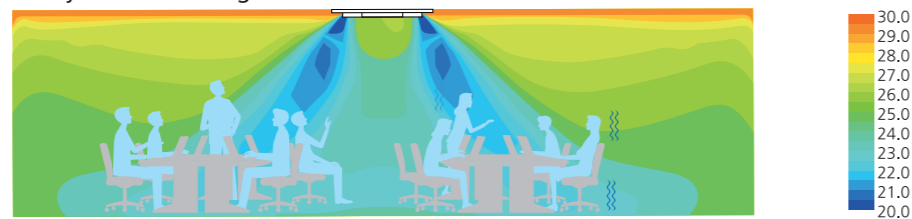
Circulation airflow cools the entire room to deliver comfort that never feels cold.

Cooling




**Comparison Conditions**  
 Room size: Width 7.5m x depth 7.5m x height 2.6m  
 Indoor unit capacity: 71 class  
 Outdoor air temperature: 35°C  
 Airflow rate and air direction: high / swing

4-way cassette (Swing)

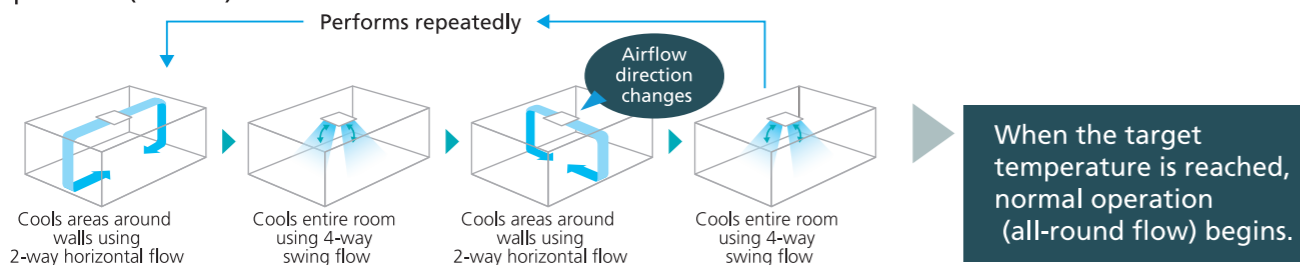


Circulation Airflow  
 (2-way horizontal + 4-way swing)



\* Calculated under the following comparison conditions:  
 When the average temperature at a height of 0.6m above the floor reaches set temperature. (26°C)

Operation (at start)



## Individual airflow direction control

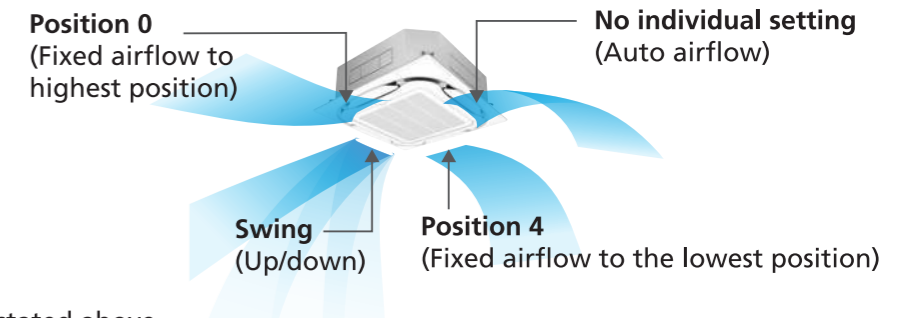
\*Applicable when wired remote controller BRC1E63 or BRC1H63W(K) is used

### Comfortable air conditioning for all room layouts and conditions

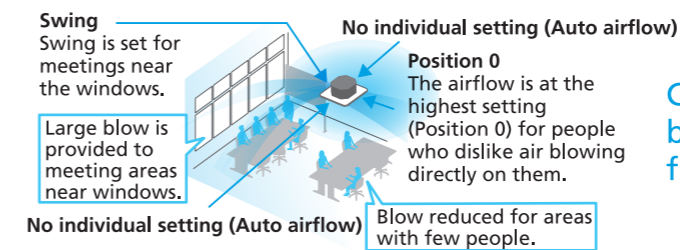
Easy setting is possible with a wired remote controller

Airflow direction can be individually adjusted for each air discharge outlet to deliver optimal air distribution.

- Individual airflow settings
- No individual setting (Auto airflow)
- Position 0 (Highest point)
- Position 1
- Position 2
- Position 3
- Position 4 (Lowest point)
- Swing



Individual settings are possible as stated above.



Comfort is provided to the entire room by individual setting corresponding to 4-way flow conditions.

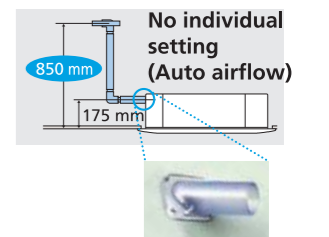
## Other functions

### Quick and easy installation

Installable in tight ceiling spaces

Min. of 261 mm\* ceiling space when using standard panel.

\* For FXFSQ25-80A & FXFQ 25-80A models.

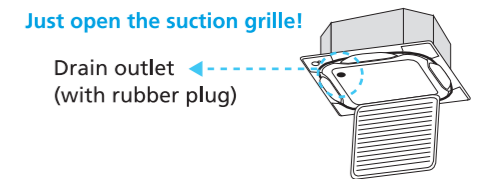


Drain pump is equipped as standard accessory with 850 mm lift.

### Easy maintenance

Drain pan and drain water check

The condition of the drain pan and drain water can be checked by removing the suction grille and drain plug.



### Cleanliness

Silver ion anti-bacterial drain pan

Prevents the growth of slime, bacteria, and mould that cause odours and clogging.

\* Drain pan should be changed once every two to three years.



Filter has anti-mould and antibacterial treatment

High Performance Prefilter (MERV 8) (Option)

This filter can catch more harmful substances in the air such as PM2.5.

BAF552A160




# Round Flow Cassette with Sensing Type FXFSQ-A

## Panel (Option)



Standard panel with sensing  
BYCQ125EEF (Fresh White)



Standard panel with sensing  
BYCQ125EEK (Black)

## Specifications

MODEL		FXFSQ25AV4	FXFSQ32AV4	FXFSQ40AV4	FXFSQ50AV4	FXFSQ63AV4	FXFSQ80AV4	FXFSQ100AV4	FXFSQ125AV4	FXFSQ140AV4
Power supply		1-phase, 220-240 V, 50 Hz								
Cooling capacity	Btu/h	9,600	12,300	15,400	19,100	24,200	30,700	38,200	47,800	54,600
	kW	2.8	3.6	4.5	5.6	7.1	9.0	11.2	14.0	16.0
Power consumption	kW	0.028		0.035	0.056	0.061	0.092	0.164	0.170	0.194
Casing		Galvanised steel plate								
Airflow rate (H/HM/M/ML/L)	m <sup>3</sup> /min	13/12.5/11.5/11/10	17/13.5/12.5/12/11	23/20.5/19/14.5/11	23.5/21/20/16/13.5	24.5/22/20.5/20/15	33.5/30.5/27/23.5/21	34.5/31.5/28.5/25.5/23	35.5/32.5/29.5/26.5/23	
	cfm	459/441/406/388/353	600/477/441/424/388	812/724/671/512/388	830/741/706/565/477	865/777/724/706/530	1,183/1,077/953/830/741	1,218/1,121/1,006/900/812	1,253/1,147/1,041/935/812	
Sound level (H/HM/M/ML/L)	dB(A)	30/29.5/28.5/28/27	35/29.5/29/28/27	38/35/34.5/29.5/27	38/36/35.5/31.5/28	39/37/36/35.5/31	44/41/38/35/33	45/42.5/39.5/37/35	46/43.5/40.5/38/35	
Dimensions (HxWxD)	mm	256x840x840				298x840x840				
Machine weight	kg	19		24	22		25	26		
Piping connections	Liquid (Flare)	φ 6.4			φ 9.5					
	Gas (Flare)	φ 12.7			φ 15.9					
	Drain	VP25 (External Dia. 32/Internal Dia. 25)								

Notes: Specifications are based on the following conditions;

- Cooling: Indoor temp.: 27°CDB, 19°CWB, Outdoor temp.: 35°CDB, Equivalent piping length: 7.5 m, Height difference: 0 m.
- Capacity of indoor unit is only for reference. Actual capacity of indoor unit is based on the total capacity index. (See Engineering Data Book for details.)
- Sound level: Anechoic chamber conversion value, measured at a point 1.5 m downward from the unit centre. During actual operation, these values are normally somewhat higher as a result of ambient conditions.

## Panel (Option)

Standard panel with sensing	Model	BYCQ125EEF (Fresh White)	
	Dimensions(HxWxD)	mm	50x950x950
Weight	kg	5.5	
Standard panel with sensing	Model	BYCQ125EEK (Black)	
	Dimensions(HxWxD)	mm	50x950x950
Weight	kg	5.5	

## Function List

Remote controller	Wired		Wireless
	BRC1E63	BRC1H63W(K)	BRC7M635F(K)
Dual sensors *1	○	○	—
Auto airflow function (Direct airflow) *1	○	—	—
Auto airflow function (Draft prevention) *1	○	○	—
Sensing sensor low mode *1	○	○	—
Sensing sensor stop mode *1	○	○	—
Circulation airflow	○	—	—
Individual airflow direction control	○	○	—
Switchable 5 step fan speed	○	○	○
Auto airflow rate	○	○	○
Auto swing	○	○	○
Selectable airflow pattern	○	—	○
High ceiling application	○	○	—

\*1. Applicable when sensing panel is installed.

# Round Flow Cassette Type FXFQ-A

## Decoration Panel (Option)

### Standard panel



Standard panel  
BYCQ125EAF (Fresh White)



Standard panel  
BYCQ125EAK (Black)

### New designer panel

Designer choice has been given a boost with the increase in number of new types of decoration panels.



Designer panel  
BYCQ125EAPF (Fresh White)

Close to ideal styling  
New designer panel

**FLAT**  
Flatter styling:  
Suction panel grid  
texture smoothed.



**CLEAN**  
Clean-cut form:  
Soiling is hard to see  
on smart-looking panel.



**ROUND**  
Subtle distinction:  
around suction inlets  
silvering is a tasteful touch.



## Auto grille panel

Grille and air filter cleaning can be performed without need for a stepladder by lowering the grille.

A dedicated remote controller for the auto grille panel is included. Operation is not possible using other remote controllers.



Grille panel can be lowered to a maximum of 3.9 m.  
BYCQ125EBSF (Fresh White)

Wireless Remote Controller

## Specifications

MODEL		FXFQ25AV4	FXFQ32AV4	FXFQ40AV4	FXFQ50AV4	FXFQ63AV4	FXFQ80AV4	FXFQ100AV4	FXFQ125AV4	FXFQ140AV4
Power supply		1-phase, 220-240 V, 50 Hz								
Cooling capacity	Btu/h	9,600	12,300	15,400	19,100	24,200	30,700	38,200	47,800	54,600
	kW	2.8	3.6	4.5	5.6	7.1	9.0	11.2	14.0	16.0
Power consumption	kW	0.029		0.036	0.040	0.063	0.096	0.158	0.178	0.203
Casing		Galvanised steel plate								
Airflow rate (H/HM/M/ML/L)	m <sup>3</sup> /min	13/12.5/11.5/11/10	17/13.5/13/12/11	18/17/13.5/12.5/11	21/20/16/15/13.5	22.5/21.5/21/20/15	32/29/26/23/21	33/30.5/28/25.5/21	35.5/32.5/29.5/26.5/23	
	cfm	459/441/406/388/353	600/477/459/424/388	635/600/477/441/388	741/706/565/530/477	794/759/741/706/530	1,130/1,024/918/812/741	1,165/1,077/988/900/741	1,253/1,147/1,041/935/812	
Sound level (H/HM/M/ML/L)	dB(A)	30/29.5/28.5/28/27	35/29.5/29/28/27	35/33.5/29.5/28.5/27	36/35.5/31.5/31/28	37/36.5/36/35.5/29.5	43/40.5/37.5/35/33	44/41.5/39/36.5/33	46/43.5/40.5/38/35	
Dimensions (HxWxD)	mm	256x840x840				298x840x840				
Machine weight	kg	19		22			25		26	
Piping connections	Liquid (Flare)	φ 6.4			φ 9.5					
	Gas (Flare)	φ 12.7			φ 15.9					
	Drain	VP25 (External Dia. 32/Internal Dia. 25)								

Notes: Specifications are based on the following conditions;

- Cooling: Indoor temp.: 27°CDB, 19°CWB, Outdoor temp.: 35°CDB, Equivalent piping length: 7.5 m, Height difference: 0 m.
- Capacity of indoor unit is only for reference. Actual capacity of indoor unit is based on the total capacity index. (See Engineering Data Book for details.)
- Sound level: Anechoic chamber conversion value, measured at a point 1.5 m downward from the unit centre. During actual operation, these values are normally somewhat higher as a result of ambient conditions.

## Decoration Panel (Option)

Standard panel	Model	BYCQ125EAF (Fresh White) / BYCQ125EAK (Black)	
	Dimensions(HxWxD)	mm	50x950x950
Weight	kg	5.5	
Designer panel	Model	BYCQ125EAPF (Fresh White)	
	Dimensions(HxWxD)	mm	97x950x950
Weight	kg	6.5	
Auto grille panel	Model	BYCQ125EBSF (Fresh White)	
	Dimensions(HxWxD)	mm	105x950x950
Weight	kg	8	

## Function List

Remote controller	Wired		Wireless
	BRC1E63	BRC1H63W(K)	BRC7M635F(K)
Circulation airflow	○	—	—
Individual airflow direction control	○	○	—
Switchable 5 step fan speed	○	○	○
Auto airflow rate	○	○	○
Auto swing	○	○	○
Selectable airflow pattern	○	○	○
High ceiling application	○	○	—

# Compact Multi Flow Cassette Type


**FXZQ-B**

Quiet, compact, and designed for user comfort



## Compact & elegant design

- Fully-flat integration in standard architectural ceiling tiles, leaving only 8 mm
- Remarkable blend of iconic design and engineering excellence with an elegant finish in white
- The newly designed panel integrates fully within one ceiling tile enabling lights, speakers and sprinklers to be installed in the adjoining ceiling tiles.



## Efficiency & comfort

### Dual sensors (Option)

- Two optional intelligent sensors improve energy efficiency and comfort.
- An optional presence and floor sensor kit can be fitted to the cassette for draught prevention, energy-saving operation and to provide optimal control of airflow.

### Individual airflow direction control\*

- Airflow direction can be individually adjusted for each air discharge outlet to deliver optimal air distribution.

\*Applicable when wired remote controller BRC1E63 or BRC1H63W(K) is used.

### Auto swing (up/down)

- Possibility to select automatic vertical moving of the air discharge flaps for efficient air and temperature distribution throughout the room.

## Cleanliness

### New Streamer filter clean unit (Option)

Daikin Streamer technology enhances maximum efficiency in cleaning, which uses powerful decomposition properties to decompose substances captured by the filter for better air quality.

Remarks:  
 1) Only the stylish remote controller BRC1H63W(K) can be connected for ON/OFF operation of the streamer.  
 2) The Streamer function operates only when the fan and air conditioning operation are stopped. The maximum operation of Streamer is 180 minutes per day.



BAPW55A61

### Ceiling soiling prevention

- Prevents air from blowing against the ceiling to prevent ceiling stains.



## Specifications

MODEL		FXZQ20BVM4	FXZQ25BVM4	FXZQ32BVM4	FXZQ40BVM4	FXZQ50BVM4
Power supply		1 phase, 220-240V, 50 Hz				
Cooling capacity	Btu/h	7,500	9,600	12,300	15,400	19,100
	kW	2.2	2.8	3.6	4.5	5.6
Power consumption	kW	0.043		0.045	0.059	0.092
Casing		Galvanised steel plate				
Airflow rate (H/M/L)	m <sup>3</sup> /min	8.7/7.5/6.5	9.0/8.0/6.5	10.0/8.5/7.0	11.5/9.5/8.0	14.5/12.5/10.0
	cfm	307/265/229	318/282/229	353/300/247	406/335/282	512/441/353
Sound level (H/M/L)	dB(A)	32.0/29.5/25.5	33.0/30.0/25.5	33.5/30.0/26.0	37.0/32.0/28.0	43.0/40.0/33.0
Sound power (H)	dB(A)	49	50	51	54	60
Dimensions (HxWxD)	mm	260x575x575 (For depth add 63 mm for electrical box)				
Machine weight	kg	15.5		16.5	18.5	
Piping connections	Liquid (Flare)	φ 6.4				
	Gas (Flare)	φ 12.7				
	Drain	VP20 (External Dia. 26/Internal Dia. 20)				

Notes: Specifications are based on the following conditions;  
 • Cooling: Indoor temp.: 27°CDB, 19°CWB, Outdoor temp.: 35°CDB, Equivalent piping length: 7.5 m, Height difference: 0 m.  
 • Capacity of indoor unit is only for reference. Actual capacity of indoor unit is based on the total capacity index. (See Engineering Data Book for details.)  
 • Sound level: Anechoic chamber conversion value, measured at a point 1.5 m downward from the unit centre.  
 During actual operation, these values are normally somewhat higher as a result of ambient conditions.

## Panel (Option)

Panel type		Grid ceiling panel	Decoration panel
Appearance			
Model		BYFQ60CAW	BYFQ60B3W1
Colour		White (N9.5)	White (6.5Y9.5/0.5)
Dimensions (HxWxD)	mm	46x620x620	55x700x700
Weight	kg	2.8	2.7

# Ceiling Mounted Cassette Duct Type

FXFDQ-A

Unprecedented flexibility with revolutionary air blow concept



## Specifications

Model name	FXFDQ63AV4	FXFDQ80AV4	FXFDQ100AV4	FXFDQ125AV4	
Power supply	1-phase, 220 V, 50 Hz				
Cooling capacity	Btu/h	24,200	30,700	38,200	47,800
	kW	7.1	9.0	11.2	14.0
Power consumption*1	kW	0.063	0.096	0.158	0.178
Casing	Galvanised steel plate				
Airflow rate (H/HM/M/ML/L)*1	m³/min	21/20/16/15/13.5	22.5/21.5/21/20/15	32/29/26/23/21	33/30.5/28/25.5/21
	cfm	741/706/565/530/477	794/759/741/706/530	1,130/1,024/918/812/741	1,165/1,077/988/900/741
External static pressure	Pa	20 to 40 (Rated 30)*2			
Sound level (H/HM/M/ML/L)*1	dB (A)	40/38.5/37/35.5/34	43/41.5/40/38.5/37	46.5/45/43.5/42/40.5	48/46.5/45/43.5/42
Dimensions (HxWxD)	mm	298x840x840			
Machine weight	kg	26			
Piping connections	Liquid (Flare)	φ9.5			
	Gas (Flare)	φ15.9			
	Drain	VP25 (External dia. 34/Internal dia. 25)			
Panel (Option)	Model	BYCDQ125APF			
	Colour	White (N9.5)			
	Dimensions (HxWxD)	110x950x950			
	Weight	7			

Notes: Specifications are based on the following conditions;

- Cooling: Indoor temp.: 27°CDB, 19°CWB, Outdoor temp.: 35°CDB, Equivalent piping length: 7.5 m, Height difference: 0 m.
- Capacity of indoor unit is only for reference. Actual capacity of indoor unit is based on the total capacity index. (See Engineering Data Book for details.)
- Sound level: Anechoic chamber conversion value, measured at a point 1.5 m downward from the unit centre.

During actual operation, these values are normally somewhat higher as a result of ambient conditions.

\*1. Values are based on conditions of rated external static pressure (30 Pa).

\*2. External static pressure is changeable to set by the remote controller. (Factory setting is 30 Pa.)

# Double Flow Cassette Type

FXCQ-B

Thin, lightweight, and easy to install in narrow ceiling spaces



## Specifications

MODEL	FXCQ20BVM4	FXCQ25BVM4	FXCQ32BVM4	FXCQ40BVM4	FXCQ50BVM4	FXCQ63BVM4	FXCQ80BVM4	FXCQ125BVM4	
Power supply	1-phase, 220-240V, 50 Hz								
Cooling capacity	Btu/h	7,500	9,600	12,300	15,400	19,100	24,200	30,700	47,800
	kW	2.2	2.8	3.6	4.5	5.6	7.1	9.0	14.0
Power consumption	kW	0.031	0.039	0.041	0.059	0.063	0.090	0.149	
Casing	Galvanised steel plate								
Airflow rate (H/HM/M/ML/L)	m³/min	10.5/9.5/9/8/7.5	11.5/10.5/9.5/8.5/8	12/11/10.5/9.5/8.5	15/14/13/11.5/10.5	16/15/14/12.5/11.5	26/24/22.5/20.5/18.5	32/29.5/27.5/25/22.5	
	cfm	371/335/318/282/265	406/371/335/300/282	424/388/371/335/300	530/494/459/406/371	565/530/494/441/406	918/847/794/724/653	1,130/1,041/971/883/794	
Sound level (H/HM/M/ML/L)	dB(A)	32/31/30/29/28	34/33/31/30/29	34/33/32/31/30	36/35/33/32/31	37/36/35/33/31	39/38/37/35/32	42/40/38/36/33	46/44/42/40/38
Dimensions (H x W x D)	mm	305x775x620			305x990x620		305x1,445x620		
Machine weight	kg	19			22	25	33	38	
Piping connections	Liquid (Flare)	φ 6.4			φ 9.5		φ 15.9		
	Gas (Flare)	φ 12.7			φ 15.9		φ 15.9		
	Drain	External Dia. 32/Internal Dia. 25							
Model	BYBCQ40CF			BYBCQ63CF		BYBCQ125CF			
Colour	Fresh white (6.5Y 9.5/0.5)								
Dimensions (HxWxD)	mm	55x1,070x700			55x1,285x700		55x1,740x700		
Weight	kg	10			11		13		

Notes: Specifications are based on the following conditions;

- Cooling: Indoor temp.: 27°CDB, 19°CWB, Outdoor temp.: 35°CDB, Equivalent piping length: 7.5 m, Height difference: 0 m.
- Capacity of indoor unit is only for reference. Actual capacity of indoor unit is based on the total capacity index. (See Engineering Data Book for details.)
- Sound level: Anechoic chamber conversion value, measured at a point 1.5 m downward from the unit centre.

During actual operation, these values are normally somewhat higher as a result of ambient conditions.

# Single Flow Cassette Type

FXKQ-MA

Slim design for flexible installation



## Specifications

MODEL	FXKQ25MAVE4	FXKQ32MAVE4	FXKQ40MAVE4	FXKQ63MAVE4	
Power supply	1-phase, 220-240 V, 50 Hz				
Cooling capacity	Btu/h	9,600	12,300	15,400	24,200
	kW	2.8	3.6	4.5	7.1
Power consumption	kW	0.066		0.076	0.105
Casing	Galvanised steel plate				
Airflow rate (H/L)	m³/min	11/9		13/10	18/15
	cfm	388/318		459/353	635/530
Sound level (H/L)	220 V	38/33		40/34	42/37
	240 V	40/35		42/36	44/39
Dimensions (HxWxD)	mm	215x1,110x710			215x1,310x710
Machine weight	kg	31			34
Piping connections	Liquid (Flare)	φ 6.4			φ 9.5
	Gas (Flare)	φ 12.7			φ 15.9
	Drain	VP25 (External Dia. 32/Internal Dia. 25)			
Panel (Option)	Model	BYK45FJW1			BYK71FJW1
	Colour	White (10Y9/0.5)			
	Dimensions (HxWxD)	70x1,240x800			70x1,440x800
	Weight	8.5			9.5

Notes: Specifications are based on the following conditions;

- Cooling: Indoor temp.: 27°CDB, 19°CWB, Outdoor temp.: 35°CDB, Equivalent piping length: 7.5 m, Height difference: 0 m.
- Capacity of indoor unit is only for reference. Actual capacity of indoor unit is based on the total capacity index. (See Engineering Data Book for details.)
- Sound level: Anechoic chamber conversion value, measured at a point 1 m in front of the unit and 1 m downward.

During actual operation, these values are normally somewhat higher as a result of ambient conditions.

# Bedroom Duct Type

FXDBQ-A

Suitable for close living spaces such as hotels and condominiums



## Specifications

MODEL	FXDBQ40AVM4	FXDBQ50AVM4	FXDBQ63AVM4	FXDBQ80AVM4	
Power supply	1-phase, 220-240 V, 50 Hz				
Cooling capacity	Btu/h	15,400	19,100	24,200	30,700
	kW	4.5	5.6	7.1	9.0
Power consumption*1	kW	0.062	0.080	0.090	0.120
Casing	Galvanized steel plate				
Airflow rate (H/HM/M/ML/L)	m³/min	13.3/12/10.5/10/8.5	14.8/13/11.5/10.5/9	22/19/18/16/14.5	25/22/20/18/16
	cfm	470/424/371/353/300	522/459/406/371/318	777/671/635/565/512	883/777/706/635/565
External static pressure	Pa	15-50 (15)*2			
Sound level (H/HM/M/ML/L)*1	dB(A)	35/33/31/29/27	37/36/33/31/28	35/33/31/29/27	37/35/34/32/30
Dimensions (HxWxD)	mm	245x700x800		245x1,000x800	
Machine weight	kg	26		36	
Piping connections	Liquid (Flare)	φ6.4		φ9.5	
	Gas (Flare)	φ12.7		φ15.9	
	Drain	VP25 (External Dia. 32/Internal Dia.25)			

Notes: Specifications are based on the following conditions;

- Cooling: Indoor temp.: 27°CDB, 19°CWB, Outdoor temp.: 35°CDB, Equivalent piping length: 7.5 m, Height difference: 0 m.
- Sound level: Anechoic chamber conversion value, measured at a point 1.5 m downward from the unit centre.

During actual operation, these values are normally somewhat higher as a result of ambient conditions.

\*1: Power consumption values are based on conditions of rated external static pressure.

\*2: External static pressure is changeable to set by the remote controller. These values indicate the lowest and highest possible static pressures. The rated static pressure is 15 Pa.

# Slim Duct (Standard) Type

## FXDQ-PD / ND

Slim design, quietness and ideal for drop-ceilings



### Specifications

MODEL	with drain pump		FXDQ20PDVE4	FXDQ25PDVE4	FXDQ32PDVE4	FXDQ40NDVE4	FXDQ50NDVE4	FXDQ63NDVE4
	without drain pump		FXDQ20PDVT4	FXDQ25PDVT4	FXDQ32PDVT4	FXDQ40NDVT4	FXDQ50NDVT4	FXDQ63NDVT4
Power supply	1-phase, 220-240 V, 50 Hz							
Cooling capacity	Btu/h	7,500	9,600	12,300	15,400	19,100	24,200	
	kW	2.2	2.8	3.6	4.5	5.6		
Power consumption (FXDQ-PD/NDVE4) *1	kW	0.086		0.089	0.160	0.165	0.181	
		0.067		0.070	0.147	0.152		
Casing	Galvanised steel plate							
Airflow rate (HH/H/L)	m³/min	8.0/7.2/6.4			10.5/9.5/8.5	12.5/11.0/10.0	16.5/14.5/13.0	
	cfm	282/254/226			371/335/300	441/388/353	583/512/459	
External static pressure	Pa	30-10 *2			44-15 *2			
Sound level (HH/H/L) *1 *3	dB(A)	28/26/23		28/26/24	30/28/26	33/30/27	33/31/29	
Dimensions (HxWxD)	mm	200x700x620			200x900x620		200x1,100x620	
Machine weight	kg	23			27	28	31	
Piping connections	Liquid (Flare)	φ6.4						φ9.5
	Gas (Flare)	φ12.7						φ15.9
	Drain	VP20 (External Dia. 26/Internal Dia. 20)						

Notes: Specifications are based on the following conditions;  
 • Cooling: Indoor temp.: 27°CDB, 19°CWB, Outdoor temp.: 35°CDB, Equivalent piping length: 7.5 m, Height difference: 0 m.  
 • Capacity of indoor unit is only for reference. Actual capacity of indoor unit is based on the total capacity index. (See Engineering Data Book for details.)  
 • Sound level: Anechoic chamber conversion value, measured at a point 1.5 m downward from the unit centre.  
 During actual operation, these values are normally somewhat higher as a result of ambient conditions.  
 \*1: Values are based on the following conditions: FXDQ-PD: external static pressure of 10 Pa; FXDQ-ND: external static pressure of 15 Pa.  
 \*2: External static pressure is changeable to set by the remote controller. This pressure means "High static pressure - Standard". (Factory setting is 10 Pa for FXDQ-PD models and 15 Pa for FXDQ-ND models.)  
 \*3: The values of operation sound level represent those for rear-suction operation. Sound level values for bottom-suction operation can be obtained by adding 5 dB(A).

# Slim Duct (Compact) Type

## FXDQ-SP

Slim and compact design for easy and flexible installation



### Specifications

MODEL	FXDQ20SPV14		FXDQ25SPV14	FXDQ32SPV14	FXDQ40SPV14	FXDQ50SPV14	FXDQ63SPV14	
	Power supply	1-phase, 220-240 V, 50 Hz						
Cooling capacity	Btu/h	7,500	9,600	12,300	15,400	19,100	24,200	
	kW	2.2	2.8	3.6	4.5	5.6	7.1	
Power consumption *1	kW	0.072	0.075	0.078	0.180		0.196	
Casing	Galvanised steel plate							
Airflow rate (HH/H/L)	m³/min	8.7/7.6/6.5	9.0/8.0/7.0	10.0/9.0/8.0	15.0/13.0/10.5		20.0/16.0/12.5	
	cfm	307/268/229	318/282/247	353/318/282	530/459/371		706/565/441	
External static pressure	Pa	30-10 *2			50-20 *2		40-20 *2	
Sound level (HH/H/L) *1 *3	dB(A)	33/31/29		34/32/30	35/33/31		37/35/33	
Dimensions (HxWxD)	mm	200x700x450			200x900x450		200x1,100x450	
Machine weight	kg	17			20		23	
Piping connections	Liquid (Flare)	φ6.4						φ9.5
	Gas (Flare)	φ12.7						φ15.9
	Drain	VP20 (External Dia. 26/Internal Dia. 20)						

Notes: Specifications are based on the following conditions;  
 • Cooling: Indoor temp.: 27°CDB, 19°CWB, Outdoor temp.: 35°CDB, Equivalent piping length: 5 m, Height difference: 0 m.  
 • Capacity of indoor unit is only for reference. Actual capacity of indoor unit is based on the total capacity index. (See Engineering Data Book for details.)  
 • Sound level: Anechoic chamber conversion value, measured at a point 1.5 m downward from the unit centre.  
 During actual operation, these values are normally somewhat higher as a result of ambient conditions.  
 \*1: Values are based on the following conditions: FXDQ20-32SP: external static pressure of 10 Pa; FXDQ40-63SP: external static pressure of 20 Pa.  
 \*2: External static pressure is changeable to set by the remote controller. This pressure means "High static pressure - Standard". (Factory setting is 10 Pa for FXDQ20-32SP models and 20 Pa for FXDQ40-63SP models.)  
 \*3: The values of operation sound level represent those for rear-suction operation. Sound level values for bottom-suction operation can be obtained by adding 5 dB(A).

# Middle Static Pressure Duct Type

## FXSQ-PA

Middle static pressure and slim design allow flexible installations



### Specifications

MODEL	FXSQ20PAV4		FXSQ25PAV4	FXSQ32PAV4	FXSQ40PAV4	FXSQ50PAV4	
	Power supply	1-phase, 220-240 V, 50 Hz					
Cooling capacity	Btu/h	7,500	9,600	12,300	15,400	19,100	
	kW	2.2	2.8	3.6	4.5	5.6	
Power consumption	kW	0.058 *1		0.066 *1	0.101 *1	0.075 *1	
Casing	Galvanised steel plate						
Airflow rate (H/M/L)	m³/min	9/7.5/6.5		9.5/8/7	15/12.5/10.5	17/14.5/11.5	
	cfm	318/265/230		335/282/247	530/441/371	600/512/406	
External static pressure	Pa	30-150 (50) *2				50-150 (50) *2	
Sound level (H/M/L)	dB(A)	33/30/28		34/32/30	36/33/30	34/32/29	
Dimensions (HxWxD)	mm	245x550x800			245x700x800	245x1,000x800	
Machine weight	kg	25		27	35		
Piping connections	Liquid (Flare)	φ6.4					
	Gas (Flare)	φ12.7					
	Drain	VP25 (External Dia. 32/Internal Dia. 25)					

MODEL	FXSQ63PAV4		FXSQ80PAV4	FXSQ100PAV4	FXSQ125PAV4	FXSQ140PAV4	
	Power supply	1-phase, 220-240 V, 50 Hz					
Cooling capacity	Btu/h	24,200	30,700	38,200	47,800	54,600	
	kW	7.1	9.0	11.2	14.0	16.0	
Power consumption	kW	0.106 *1	0.126 *1	0.151 *1	0.206 *1	0.222 *1	
Casing	Galvanised steel plate						
Airflow rate (H/M/L)	m³/min	21/17.5/14.5	23/19.5/16	32/27/22.5	37/31.5/26	39/33.5/28	
	cfm	741/618/512	812/688/565	1,130/953/794	1,306/1,112/918	1,377/1,183/988	
External static pressure	Pa	50-150 (50) *2				50-140 (50) *2	
Sound level (H/M/L)	dB(A)	36/32/29	37.5/34/30	39/35/32	42/38.5/35	43/40/36	
Dimensions (HxWxD)	mm	245x1,000x800		245x1,400x800		245x1,550x800	
Machine weight	kg	35	37	46	47	52	
Piping connections	Liquid (Flare)	φ9.5					
	Gas (Flare)	φ15.9					
	Drain	VP25 (External Dia. 32/Internal Dia. 25)					

Notes: Specifications are based on the following conditions;  
 • Cooling: Indoor temp.: 27°CDB, 19°CWB, Outdoor temp.: 35°CDB, Equivalent piping length: 7.5 m, Height difference: 0 m.  
 • Capacity of indoor unit is only for reference. Actual capacity of indoor unit is based on the total capacity index. (See Engineering Data Book for details.)  
 • Sound level: Anechoic chamber conversion value, measured at a point 1.5 m downward from the unit centre. During actual operation, these values are normally somewhat higher as a result of ambient conditions.  
 \*1: Power consumption values are based on conditions of rated external static pressure.  
 \*2: External static pressure can be modified using a remote controller that offers thirteen (FXSQ20-40PA), eleven (FXSQ50-125PA) or ten (FXSQ140PA) levels of control. These values indicate the lowest and highest possible static pressures. The rated static pressure is 50 Pa.

# Middle-High Static Pressure Duct Type

## FXMQ-PA

Middle and high static pressure allows for flexible duct design



### Specifications

MODEL	FXMQ20PAV4		FXMQ25PAV4	FXMQ32PAV4	FXMQ40PAV4	FXMQ50PAV4	
	Power supply	1-phase, 220-240 V, 50 Hz					
Cooling capacity	Btu/h	7,500	9,600	12,300	15,400	19,100	
	kW	2.2	2.8	3.6	4.5	5.6	
Power consumption	kW	0.056 *1		0.060 *1	0.151 *1	0.128 *1	
Casing	Galvanised steel plate						
Airflow rate (HH/H/L)	m³/min	9/7.5/6.5		9.5/8/7	16/13/11	18/16.5/15	
	cfm	318/265/230		335/282/247	565/459/388	635/582/530	
External static pressure	Pa	30-100 (50) *2			30-160 (100) *2	50-200 (100) *2	
Sound level (HH/H/L)	dB(A)	33/31/29		34/32/30	39/37/35	41/39/37	
Dimensions (HxWxD)	mm	300x550x700			300x700x700	300x1,000x700	
Machine weight	kg	25		27	35		
Piping connections	Liquid (Flare)	φ6.4					
	Gas (Flare)	φ12.7					
	Drain	VP25 (External Dia. 32/Internal Dia. 25)					


MODEL	FXMQ63PAV4		FXMQ80PAV4	FXMQ100PAV4	FXMQ125PAV4	FXMQ140PAV4	
	Power supply	1-phase, 220-240 V, 50 Hz					
Cooling capacity	Btu/h	24,200	30,700	38,200	47,800	54,600	
	kW	7.1	9.0	11.2	14.0	16.0	
Power consumption	kW	0.138 *1	0.185 *1	0.215 *1	0.284 *1	0.405 *1	
Casing	Galvanised steel plate						
Airflow rate (HH/H/L)	m³/min	19.5/17.5/16	25/22.5/20	32/27/23	39/33/28	46/39/32	
	cfm	688/618/565	883/794/706	1,130/953/812	1,377/1,165/988	1,624/1,377/1,130	
External static pressure	Pa	50-200 (100) *2				50-140 (100) *2	
Sound level (HH/H/L)	dB(A)	42/40/38	43/41/39		44/42/40	46/45/43	
Dimensions (HxWxD)	mm	300x1,000x700			300x1,400x700		
Machine weight	kg	35		45		46	
Piping connections	Liquid (Flare)	φ9.5					
	Gas (Flare)	φ15.9					
	Drain	VP25 (External Dia. 32/Internal Dia. 25)					

Notes: Specifications are based on the following conditions;  
 • Cooling: Indoor temp.: 27°CDB, 19°CWB, Outdoor temp.: 35°CDB, Equivalent piping length: 7.5 m, Height difference: 0 m.  
 • Capacity of indoor unit is only for reference. Actual capacity of indoor unit is based on the total capacity index. (See Engineering Data Book for details.)  
 • Sound level: Anechoic chamber conversion value, measured at a point 1.5 m downward from the unit centre. During actual operation, these values are normally somewhat higher as a result of ambient conditions.  
 \*1: Power consumption values are based on conditions of rated external static pressure.  
 \*2: External static pressure can be modified using a remote controller that offers seven (FXMQ20-32PA), thirteen (FXMQ40PA), fourteen (FXMQ50-125PA) or ten (FXMQ140PA) levels of control. These values indicate the lowest and highest possible static pressures. The rated static pressure is 50 Pa for FXMQ20-32PA and 100 Pa for FXMQ40-140PA.

# High Static Pressure Duct Type

## FXMQ-P

High static pressure allows for flexible duct design.



### Specifications


MODEL		FXMQ200PVM	FXMQ250PVM
Power supply		1-phase, 220-240 V, 50 Hz	
Cooling capacity	Btu/h	76,400	95,500
	kW	22.4	28.0
Power consumption	kW	0.55 *1	0.67 *1
Casing		Galvanised steel plate	
Airflow rate (HH/H/L)	m <sup>3</sup> /min	74/61/50	84/71/58
	cfm	2,612/2,153/1,765	2,965/2,506/2,047
External static pressure	Pa	50-250 (150) *2	50-250 (150) *2
Sound level (HH/H/L)	dB(A)	42/38/35	44/40/37
Dimensions (H x W x D)	mm	470x1,490x1,100	470x1,490x1,100
Machine weight	kg	95	105
Piping connections	Liquid (Flare)	φ 9.5	
	Gas (Flange)	φ 19.1	φ 22.2
	Drain	BSP1"	

Notes: Specifications are based on the following conditions;  
 • Cooling: Indoor temp.: 27°CDB, 19°CWB, Outdoor temp.: 35°CDB, Equivalent piping length: 7.5 m, Height difference: 0 m.  
 • Capacity of indoor unit is only for reference. Actual capacity of indoor unit is based on the total capacity index. (See Engineering Data Book for details.)  
 • Sound level: Anechoic chamber conversion value, measured at a point 1.5 m downward from the unit centre.  
 During actual operation, these values are normally somewhat higher as a result of ambient conditions.  
 \*1: Power consumption values are based on conditions of rated external static pressure.  
 \*2: External static pressure can be modified using a remote controller that offers fifteen levels of control.  
 These values indicate the lowest and highest possible static pressures. The standard static pressure is 150 Pa.

# Wall Mounted Type

## FXAQ-A

Stylish flat panel design harmonised with your interior décor



### Specifications


MODEL		FXAQ20AVM4	FXAQ25AVM4	FXAQ32AVM4	FXAQ40AVM4	FXAQ50AVM4	FXAQ63AVM4
Power supply		1-phase, 220 V, 50 Hz					
Cooling capacity	Btu/h	7,500	9,600	12,300	15,400	19,100	24,200
	kW	2.2	2.8	3.6	4.5	5.6	7.1
Power consumption	kW	0.040	0.040	0.040	0.050	0.060	0.100
Casing		Resin / White N9.5					
Airflow rate (H/L)	m <sup>3</sup> /min	9.1/7.0	9.4/7.0	9.8/7.0	12.2/9.7	15.0/12.0	19.0/14.0
	cfm	321/247	332/247	346/247	431/342	530/424	671/494
Sound level (H/L)	dB(A)	33.0/28.5	35.0/28.5	37.5/28.5	37.0/33.5	41.0/35.5	46.5/38.5
Dimensions (H x W x D)	mm	290x795x266			290x1,050x269		
Machine weight	kg	12			15		
Piping connections	Liquid (Flare)	φ 6.4		φ 9.5		φ 9.5	
	Gas (Flange)	φ 12.7		φ 15.9		φ 15.9	
	Drain	VP13 (External Dia. 18/Internal Dia. 15)					

Notes: Specifications are based on the following conditions;  
 • Cooling: Indoor temp.: 27°CDB, 19°CWB, Outdoor temp.: 35°CDB, Equivalent piping length: 7.5 m, Height difference: 0 m.  
 • Capacity of indoor unit is only for reference. Actual capacity of indoor unit is based on the total capacity index. (See Engineering Data Book for details.)  
 • Sound level: Anechoic chamber conversion value, measured at a point 1 m in front of the unit and 1 m downward.  
 During actual operation, these values are normally somewhat higher as a result of ambient conditions.

# Ceiling Suspended Type

## FXHQ-MA / B

Slim body with quiet and wide airflow



### Specifications

MODEL		FXHQ32MAV7	FXHQ63MAV7	FXHQ100MAV7	FXHQ125BVM4	FXHQ140BVM4
Power supply		1-phase, 220-240 V, 50 Hz				
Cooling capacity	Btu/h	12,300	24,200	38,200	48,000	52,900
	kW	3.6	7.1	11.2	14.1	15.5
Power consumption	kW	0.111	0.115	0.135	0.168	0.181
Casing		White (10Y9/0.5)			Sheet Metal / White	
Airflow rate (H/M/L)	m <sup>3</sup> /min	12/-/10	17.5/-/14	25/-/19.5	34/26/20	36/27/20
	cfm	424/-/353	618/-/494	883/-/688	1,200/918/706	1,271/953/706
Sound level (H/M/L)	dB(A)	36/-/31	39/-/34	45/-/37	46/41/37	48/42/37
Dimensions (H x W x D)	mm	195x960x680	195x1,160x680	195x1,400x680	235x1,590x690	
Machine weight	kg	24	28	33	41	
Piping connections	Liquid (Flare)	φ 6.4		φ 9.5		
	Gas (Flange)	φ 12.7		φ 15.9		
	Drain	VP20 (External Dia. 26/Internal Dia. 20)				

Notes: Specifications are based on the following conditions;  
 • Cooling: Indoor temp.: 27°CDB, 19°CWB, Outdoor temp.: 35°CDB, Equivalent piping length: 7.5 m, Height difference: 0 m.  
 • Capacity of indoor unit is only for reference. Actual capacity of indoor unit is based on the total capacity index. (See Engineering Data Book for details.)  
 • Sound level: Anechoic chamber conversion value, measured at a point 1 m in front of the unit and 1 m downward.  
 During actual operation, these values are normally somewhat higher as a result of ambient conditions.

# Floor Standing Type

## FXLQ-MA

Suitable for perimeter zone air conditioning



### Specifications

MODEL		FXLQ20MAVE4	FXLQ25MAVE4	FXLQ32MAVE4	FXLQ40MAVE4	FXLQ50MAVE4	FXLQ63MAVE4
Power supply		1-phase, 220-240 V, 50 Hz					
Cooling capacity	Btu/h	7,500	9,600	12,300	15,400	19,100	24,200
	kW	2.2	2.8	3.6	4.5	5.6	7.1
Power consumption	kW	0.049		0.090		0.110	
Casing		Ivory white (5Y7.5/1)					
Airflow rate (H/L)	m <sup>3</sup> /min	7/6		8/6	11/8.5	14/11	16/12
	cfm	247/212		282/212	388/300	494/388	565/424
Sound level (H/L)	220 V	35/32			38/33	39/34	40/35
	240 V	37/34			40/35	41/36	42/37
Dimensions (H x W x D)	mm	600x1,000x222		600x1,140x222		600x1,420x222	
Machine weight	kg	25		30		36	
Piping connections	Liquid (Flare)	φ 6.4		φ 9.5		φ 9.5	
	Gas (Flange)	φ 12.7		φ 15.9		φ 15.9	
	Drain	210.D.					

Notes: Specifications are based on the following conditions;  
 • Cooling: Indoor temp.: 27°CDB, 19°CWB, Outdoor temp.: 35°CDB, Equivalent piping length: 7.5 m, Height difference: 0 m.  
 • Capacity of indoor unit is only for reference. Actual capacity of indoor unit is based on the total capacity index. (See Engineering Data Book for details.)  
 • Sound level: Anechoic chamber conversion value, measured at a point 1.5 m in front of the unit at a height of 1.5 m.  
 During actual operation, these values are normally somewhat higher as a result of ambient conditions.

# Concealed Floor Standing Type

## FXNQ-MA

Designed to be concealed in the perimeter skirting-wall



### Specifications

MODEL		FXNQ20MAVE4	FXNQ25MAVE4	FXNQ32MAVE4	FXNQ40MAVE4	FXNQ50MAVE4	FXNQ63MAVE4
Power supply		1-phase, 220-240 V, 50 Hz					
Cooling capacity	Btu/h	7,500	9,600	12,300	15,400	19,100	24,200
	kW	2.2	2.8	3.6	4.5	5.6	7.1
Power consumption	kW	0.049		0.090		0.110	
Casing		Galvanised steel plate					
Airflow rate (H/L)	m <sup>3</sup> /min	7/6		8/6	11/8.5	14/11	16/12
	cfm	247/212		282/212	388/300	494/388	565/424
Sound level (H/L)	220 V	35/32		38/33	39/34	40/35	
	240 V	37/34		40/35	41/36	42/37	
Dimensions (H x W x D)	mm	610x930x220		610x1,070x220		610x1,350x220	
Machine weight	kg	19.0		23.0		27.0	
Piping connections	Liquid (Flare)			φ 6.4		φ 9.5	
	Gas (Flare)			φ 12.7		φ 15.9	
	Drain	210.D.					

Notes: Specifications are based on the following conditions;

- Cooling: Indoor temp.: 27°CDB, 19°CWB, Outdoor temp.: 35°CDB, Equivalent piping length: 7.5 m, Height difference: 0 m.
- Capacity of indoor unit is only for reference. Actual capacity of indoor unit is based on the total capacity index. (See Engineering Data Book for details.)
- Sound level: Anechoic chamber conversion value, measured at a point 1.5 m in front of the unit at a height of 1.5 m. During actual operation, these values are normally somewhat higher as a result of ambient conditions.

# Floor Standing Duct Type

## FXVQ-N

Large airflow type for large spaces



### Specifications

MODEL		FXVQ125NY14	FXVQ200NY14	FXVQ250NY14	FXVQ400NY14	FXVQ500NY14
Power supply		3-phase 4-wire system, 380-415 V, 50 Hz				
Cooling capacity	Btu/h	47,800	76,400	95,500	154,000	191,000
	kW	14.0	22.4	28.0	45.0	56.0
Power consumption	kW	0.53	1.33	1.61	3.97	2.62
Casing colour		Ivory white (5Y7.5/1)				
Dimensions (H x W x D)	mm	1,670x750x510	1,670x950x510	1,670x1,170x510	1,900x1,170x720	1,900x1,470x720
Machine weight	kg	118	144	169	236	281
Sound level *1	dB(A)	52	56	60	65	62
Piping connections	Liquid	φ 9.5 (Brazeing)		φ 12.7 (Brazeing)		φ 15.9 (Brazeing)
	Gas	φ 15.9 (Brazeing)	φ 19.1 (Brazeing)	φ 22.2 (Brazeing)	φ 28.6 (Brazeing)	
	Drain	Rp1 (PS 1B internal thread)				
Air filter	Type	Long-life filter (anti-mould resin net)				
Fan	Motor output	kW	0.75	1.5		3.7
	Airflow rate	m <sup>3</sup> /min	43	69	86	134
		cfm	1,518	2,436	3,036	4,730
	External static pressure *2	Pa	152	217	281	420
Drive system		Belt drive system				

Notes: Specifications are based on the following conditions;

- Cooling: Indoor temp.: 27°CDB, 19°CWB, Outdoor temp.: 35°CDB, Equivalent piping length: 7.5 m, Height difference: 0 m.
- Capacity of indoor unit is only for reference. Actual capacity of indoor unit is based on the total capacity index. (See Engineering Data Book for details.)
- \*1: Sound level: measured when the air discharge outlet duct (2 m) is attached (anechoic chamber conversion value). It increases by approximately 5 dB(A) when the plenum chamber is installed to deliver direct airflow.
- \*2: The value is the external static pressure with standard pulley.

# Clean Room Air Conditioner

## FXB(P)Q-P

Suitable for hospitals and other clean spaces



### Specifications

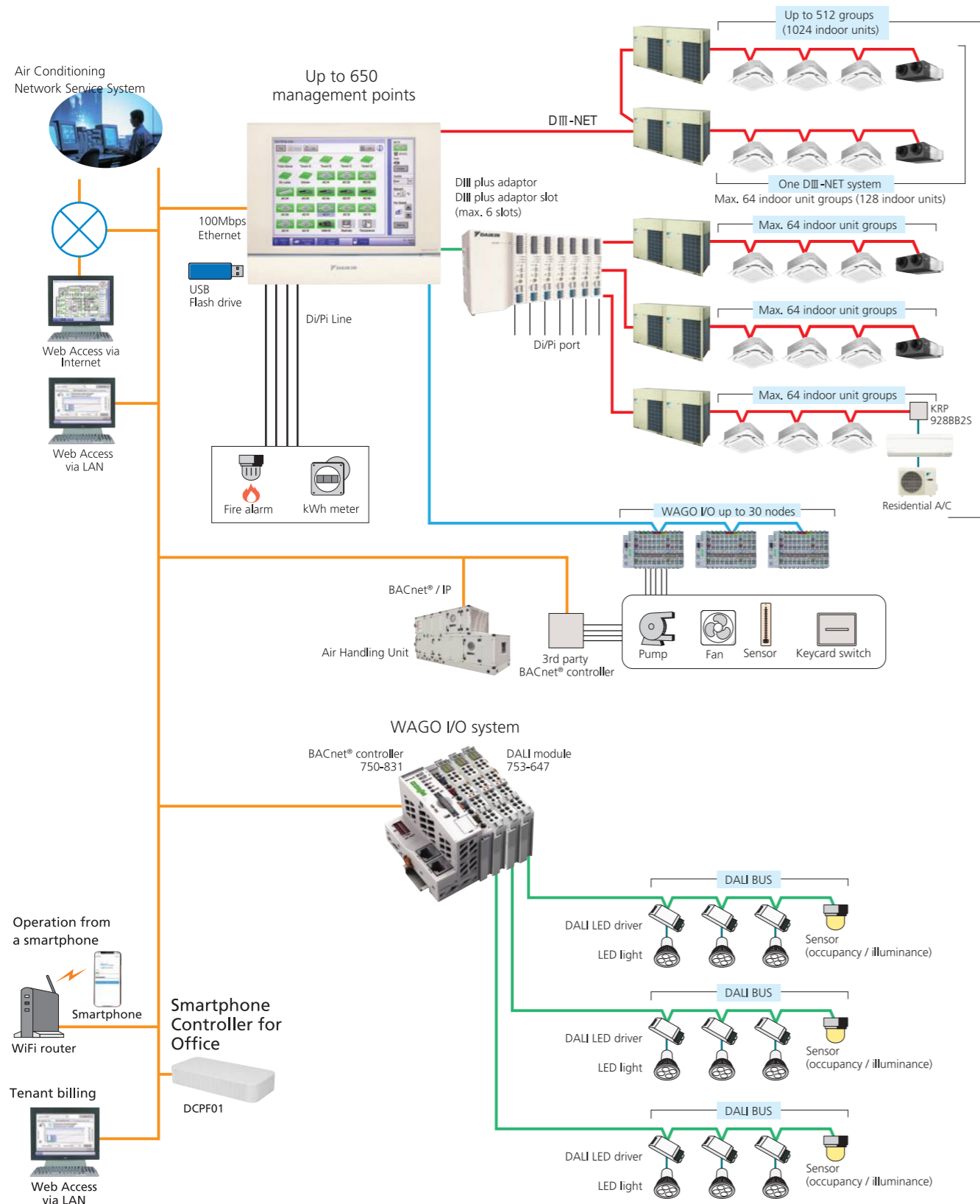
Type		Integrated outlet unit model			Separate outlet unit model
MODEL	Indoor unit	FXBQ40PVE4	FXBQ50PVE4	FXBQ63PVE4	FXBPQ63PVE4
	Outlet unit	Integrated with the indoor unit			BAF82A63
Power supply		1-phase, 220-240 V, 50 Hz			
Cooling capacity	Btu/h	15,400	19,100	24,200	
	kW	4.5	5.6	7.1	
Power consumption	kW	0.31		0.45	
Intake filter efficiency *1		70% by gravimetric method			
Outlet HEPA filter efficiency *2		99.97% by DOP method *5			
Indoor unit weight	kg	140 *3	185 *3	120 *6	
Casing		Galvanised steel plate			
Airflow rate (H/L)	m <sup>3</sup> /min	19.5/17.5		26/22.5	
	cfm	688/618		918/794	
Sound level (H/L) *4	dB(A)	44/42			
Dimensions (HxWxD)	mm	492x1,788x1,000		492x1,788x1,300	492x1,078x1,300
Outlet unit weight	kg	-		65 *3	
Piping connections	Liquid (Flare)	φ 6.4		φ 9.5	
	Gas (Flare)	φ 12.7		φ 15.9	
	Drain	PT1B			
Filter(Optional)	HEPA filter	BAFH82A50		BAFH82A63	
Panel (Option)	Ceiling intake type	BYB82A50C		BYB82A63C	BYB82A63CP
	Floor-level intake type	BYB82A50W		BYB82A63W	BYB82A63WP

Notes: Specifications are based on the following conditions;

- Cooling: Indoor temp.: 27°CDB, 19°CWB, Outdoor temp.: 35°CDB, Equivalent piping length: 7.5 m, Height difference: 0 m.
- Capacity of indoor unit is only for reference. Actual capacity of indoor unit is based on the total capacity index. (See Engineering Data Book for details.)
- \*1: An intake air filter is only attached to the ceiling intake type.
- \*2: HEPA filter sold separately. The dust collection efficiency of HEPA filter is 99.97%. However, air may slightly leak around the filter when installing.
- \*3: Weight including HEPA filter and panel.
- \*4: Anechoic chamber conversion value under JIS B 8616 test conditions. Value usually increases slightly in practice due to surrounding conditions.
- \*5: The clean room air conditioner does not support DOP testing (leak test) based on GMP standards (Standards for Manufacturing Control and Quality Control for Medical Devices) due to slight leakage at time of product installation.
- \*6: Weight including panel.
- \*In the case of an installation in an operating theatre etc. where an air conditioner malfunction may have serious consequences, please build in redundancy with two or more outdoor units.

# Control Systems

## intelligent Touch Manager system overview



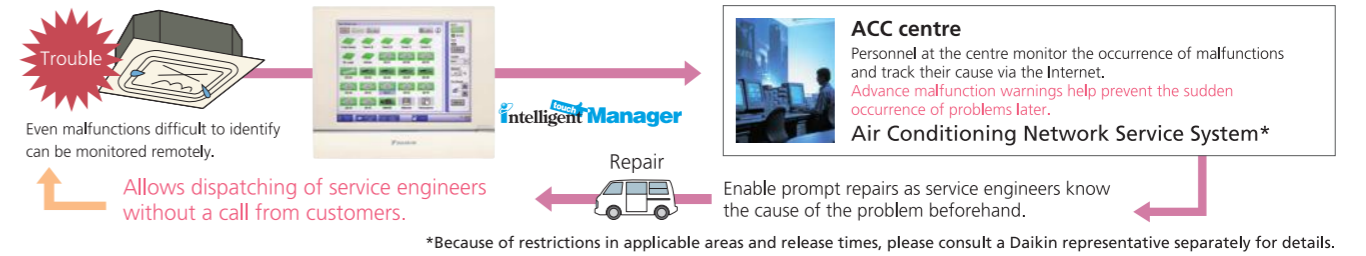
## Air conditioning network service system

### Preventive maintenance

The *intelligent Touch Manager* can be connected to Daikin's own Air Conditioning Network Service System for remote monitoring and verification of operation status for **VRV** system. By its ability to predict malfunctions, this service provides customers with additional peace of mind.

### Enhanced convenience with link to the Air Conditioning Network Service System

The *intelligent Touch Manager* connects seamlessly to Daikin's 24-hour Air Conditioning Network Service System.



## Daikin offers a variety of control systems

### Convenient controllers that offer more freedom to administrators

#### Connect VRV system to your BMS via BACnet® or LONWORKS®

Compatible with BACnet® and LONWORKS®, the two leading open network communication protocols, Daikin offers interfaces that provide a seamless connection between **VRV** system and your BMS.



**BACnet®**  
Seamless connection between **VRV** system and BACnet® open network protocol.



**LONWORKS®**  
Facilitating the network integration of **VRV** system and LONWORKS®

DMS502B51 (Interface for use in BACnet®)

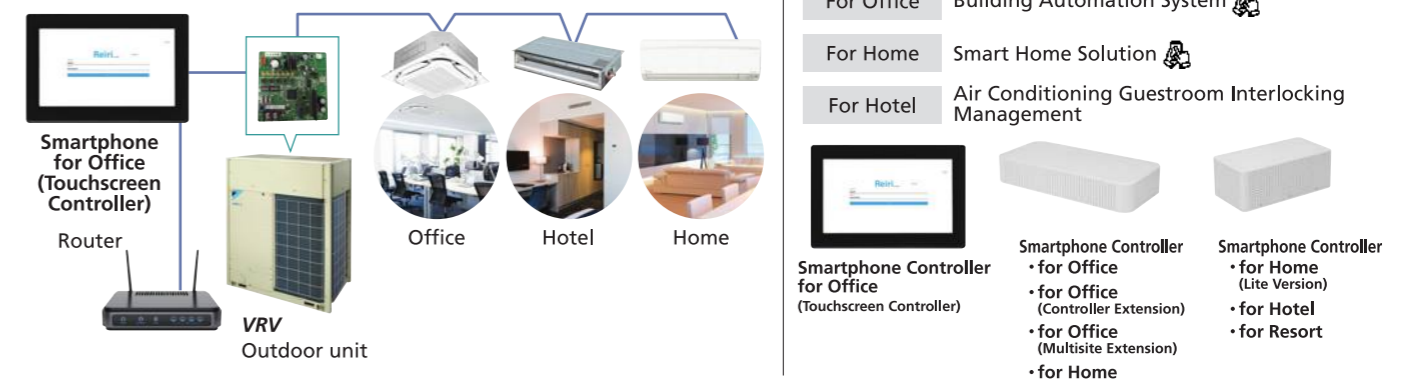
DMS504B51 (Interface for use in LONWORKS®)

Dedicated interfaces make Daikin air conditioners freely compatible with open networks

Notes: 1. BACnet® is a registered trademark of American Society of Heating, Refrigerating and Air-Conditioning Engineers (ASHRAE).  
2. LONWORKS® is a trademark of Echelon Corporation registered in the United States and other countries.

## Specialised solution for office, home and hotel with Smartphone Controller Series

### Catering to different applications, ranging from 10 indoor units to 2048 indoor units



# Outdoor Units

## VRV S High Seasonal Efficiency Series

### Specifications



MODEL	RSUQ4AVM4(ES)	RSUQ5AVM4(ES)	RSUQ6AVM4(ES)	RSUQ7AYM4(ES)	RSUQ8AYM4(ES)	RSUQ9AYM4(ES)	
Power supply	1-phase, 220-240 V, 50 Hz			3-phase, 380-415 V, 50 Hz			
Cooling capacity	Btu/h	38,200	47,800	54,600	68,200	76,400	81,900
	kW	11.2	14.0	16.0	20.0	22.4	24.0
Power consumption	kW	2.49	3.44	4.10	5.46	6.61	7.21
Capacity control	%	23 to 100	16 to 100		9 to 100		
Casing colour	Ivory white (5Y7.5/1)						
Compressor	Type	Hermetically sealed swing type					
	Motor output	kW	2.0	3.1	3.5	1.9	3.2
Airflow rate	m <sup>3</sup> /min	87	84	87	123		137
Dimensions (HxWxD)	mm	870x1,100x460					
Machine weight	kg	95	98		115		
Sound level	dB(A)	51		52	58	59	60
Operation range	°CDB	-5 to 52					
Refrigerant	Type	R-410A					
	Charge	kg	4.0	4.2		5.4	
Piping connections	Liquid	φ 9.5 (Flare)					
	Gas	mm	φ 15.9 (Flare)		φ 19.1 (Brazing)		φ 22.2 (Brazing)

\*Models with (ES) are the outdoor units with anti-corrosion coatings.

Note: Specifications are based on the following conditions;

- Cooling: Indoor temp.: 27°CDB, 19°CWB, Outdoor temp.: 35°CDB, Equivalent piping length: 7.5 m, Height difference: 0 m.
  - Sound level: Anechoic chamber conversion value, measured at a point 1 m in front of the unit at a height of 1.5 m.
- During actual operation, these values are normally somewhat higher as a result of ambient conditions and oil recovery mode.
- When there is concern for noise the surrounding area such as residences, we recommend investigating the installation location and taking soundproofing measures.
- Refrigerant charge is required.

### Outdoor unit combinations

MODEL	RSUQ4AVM4(ES)	RSUQ5AVM4(ES)	RSUQ6AVM4(ES)	RSUQ7AYM4(ES)	RSUQ8AYM4(ES)	RSUQ9AYM4(ES)		
kW	11.2	14.0	16.0	20.0	22.4	24.0		
HP	4	5	6	7	8	9		
Capacity index	100	125	150	175	200	215		
Total capacity index of connectable indoor units	Combination (%)	50%	50	62.5	75	87.5	100	107.5
		100%	100	125	150	175	200	215
		130%	130	162.5	195	227.5	260	280
Maximum number of connectable indoor units		6	8	9	11	13	14	

Note: Total capacity index of connectable indoor units must be 50%–130% of the capacity index of the outdoor unit.

# Outdoor Units

## VRV IV S Series

### Specifications



MODEL	RXMQ4AVE4(ES)	RXMQ5BVM4(ES)	RXMQ6BVM4(ES)	
Power supply	1-phase, 220 V, 50 Hz	1-phase, 220-240 V, 50 Hz		
Cooling capacity	Btu/h	38,200	47,800	54,600
	kW	11.2	14.0	16.0
Power consumption	kW	2.88	3.83	4.51
Capacity control	%	24 to 100	15 to 100	
Casing colour	Ivory white (5Y7.5/1)			
Compressor	Type	Hermetically sealed swing type		
	Motor output	kW	1.92	3.2
Airflow rate	m <sup>3</sup> /min	76	81	80
Dimensions (HxWxD)	mm	990x940x320		
Machine weight	kg	71	76	78
Sound level	dB(A)	52	53	55
Operation range	°CDB	-5 to 46		
Refrigerant	Type	R-410A		
	Charge	kg	2.9	3.4
Piping connections	Liquid	φ 9.5 (Flare)		
	Gas	mm	φ 15.9 (Flare)	

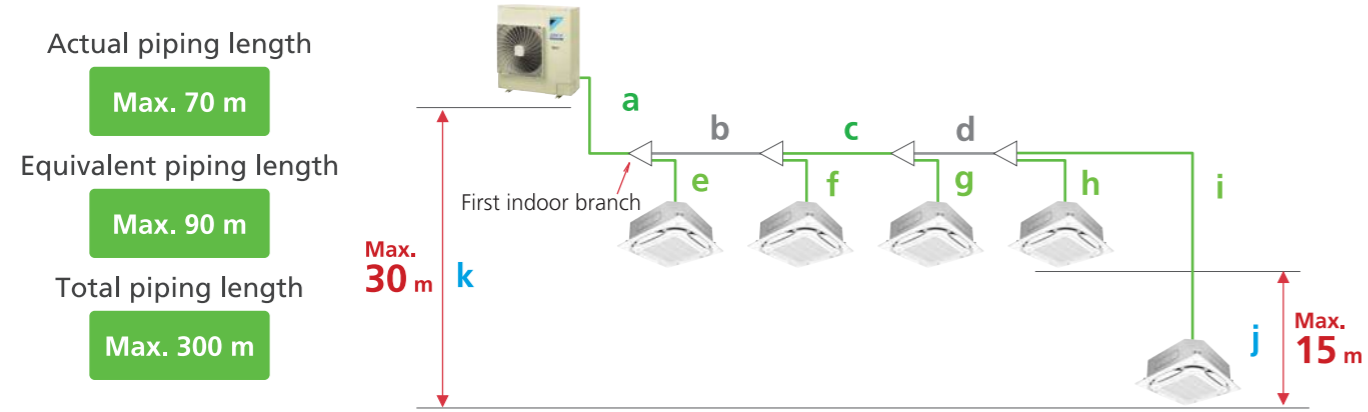
\*Models with (ES) are the outdoor units with anti-corrosion coatings.

Note: Specifications are based on the following conditions;

- Cooling: Indoor temp.: 27°CDB, 19°CWB, Outdoor temp.: 35°CDB, Equivalent piping length: 7.5 m, Height difference: 0 m.
  - Sound level: Anechoic chamber conversion value, measured at a point 1 m in front of the unit at a height of 1.5 m.
- During actual operation, these values are normally somewhat higher as a result of ambient conditions and oil recovery mode.
- When there is concern for noise the surrounding area such as residences, we recommend investigating the installation location and taking soundproofing measures.
- Refrigerant charge is required.

## ■ Makes the long piping design possible

Long piping length offers flexibility in the choice of installation positions, and simplifies system planning.



		4 HP	5,6 HP	
Max. allowable piping length	Actual refrigerant piping length (Equivalent)	a+b+c+d+i	50 m (65 m) / 70 m (90 m)	
	Total piping length	a+b+c+d+e+f+g+h+i	250 m / 300 m	
	Between the first indoor branch and the farthest indoor unit	b+c+d+i	40 m / 40 m	
Max. allowable height difference	Between the indoor units	j	10 m / 15 m	
	Between the outdoor unit and the indoor unit	If the outdoor unit is above	k	30 m / 30 m
		If the outdoor unit is below	k	30 m / 30 m

## SUPER MULTI NX

Bring  
Five Star Hotel  
Experience  
Into Your Home



R32  
**5in1**  
Sistem Multi-Split

# Indoor Units

## LOW STATIC PRESSURE DUCT



**Slim Duct**  
2.5 kW (1HP)  
3.5 kW (1.5 HP)

**Cooling only**  
CDXP25RVM4  
CDXP35RVM4



**Standard Duct**  
2.5 kW (1HP)  
3.5 kW (1.5 HP)  
5.0 kW (2HP)  
6.0 kW (2.5 HP)  
7.1 kW (3 HP)

**Cooling only**  
CDXM25RVM4  
CDXM35RVM4  
CDXM50RVM4  
CDXM60RVM4  
CDXM71RVM4

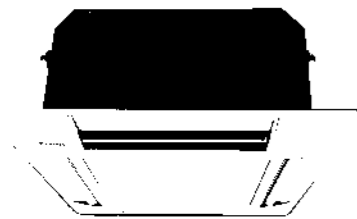
## MIDDLE STATIC PRESSURE DUCT



**MSP Duct**  
5.0 kW (2 HP)  
6.0 kW (2.5 HP)  
7.1 kW (3 HP)

**Cooling only**  
FMA50RVM4  
FMA60RVM4  
FMA71RVM4

## CASSETTE



**2x2 cassette**  
2.5 kW (1 HP)  
3.5 kW (1.5 HP)  
5.0 kW (2 HP)  
6.0 kW (2.5 HP)

**Cooling only**  
FFA25RV14  
FFA35RV14  
FFA50RV14  
FFA60RV14

## WALL MOUNTED TYPE



**CTKM**  
2.5 kW (1 HP)  
3.5 kW (1.5 HP)  
5.0 kW (2 HP)  
6.0 kW (2.5 HP)

**Cooling only**  
CTKM25RVM4  
CTKM35RVM4  
CTKM50RVM4  
CTKM60RVM4

# Outdoor Units



**Cooling only**  
4MKM68RVM4

CONNECTABLE 4 INDOOR

**2.7 HP**  
(0.5 - 3.5 HP)

**6.8 kW** (1.6-9.4 kW)

**Cooling only**  
4MKM80RVM4

CONNECTABLE 4 INDOOR

**3.2 HP**  
(0.5 - 3.8 HP)

**8 kW** (1.6-10.2 kW)



**Cooling only**  
5MKM100RVM4

CONNECTABLE 5 INDOOR

**4 HP**  
(0.75 - 4.9 HP)

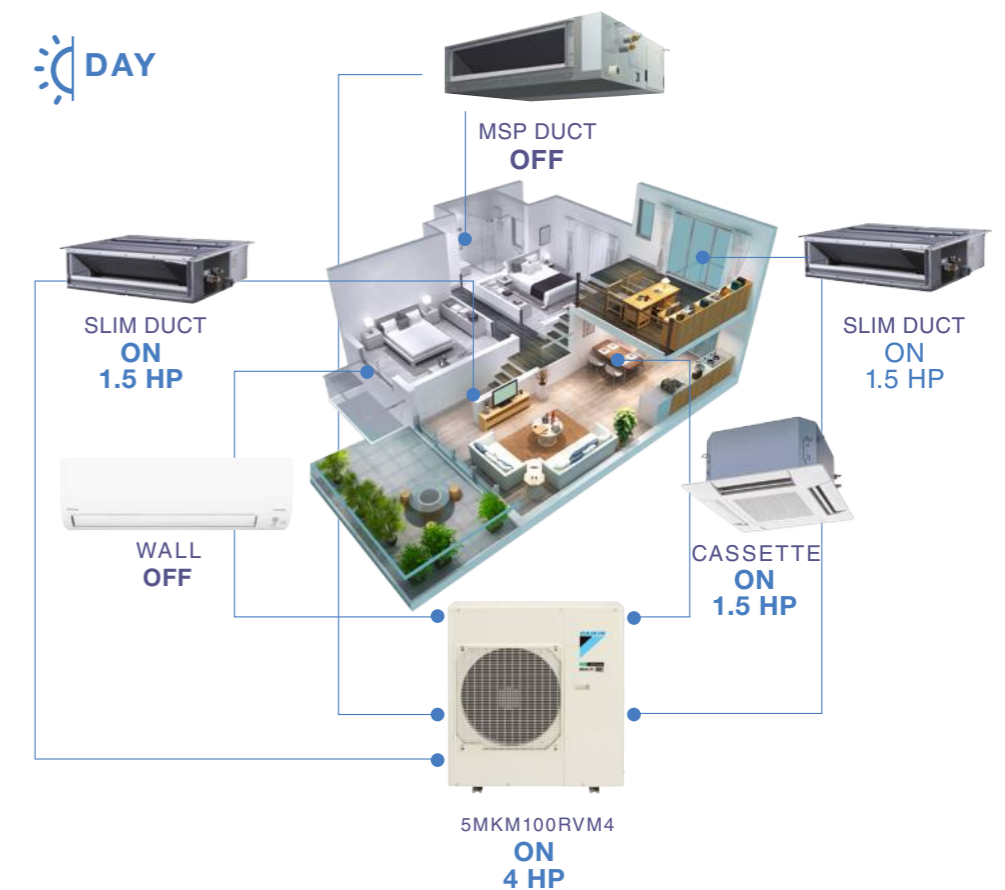
**10 kW** (2 - 13 kW)

## More Space, Better Lifestyle

- ✓ Multiple kinds of indoor unit
- ✓ Pleasant interior
- ✓ More usable space

With only one single outdoor unit, you can effectively control the temperature in your entire house, while having more usable space for your outdoor area, such as a balcony or terrace.

Enhance your interior fitting with Daikin's state-of-the-art technology, more choices are available to refine your interior for a more elegant demeanor.



During the day, we generally spend our time in the living room or working room. However, during the night, we hardly spend time in those areas. Hence, this Multi-Split system is undoubtedly perfect for individuals with this mode of lifestyle.

Always save energy: maximum capacity of 5MKM100RVMV is 13.0 kW, during the day, it's use only 10.5 kW so it is always save energy.



# Innovative Technologies For a Better Life

## The Ozone Layer

is our nature shield against all harmful sun rays i.e. UV radiation in the stratosphere. Indeed, human has been the cause of ozone layer depletion for over decades.

## Next generation R32 refrigerant

- Zero ozone layer depletion
- Less impact on global warming
- Increased energy efficiency



Cooler earth



Lower electricity bill

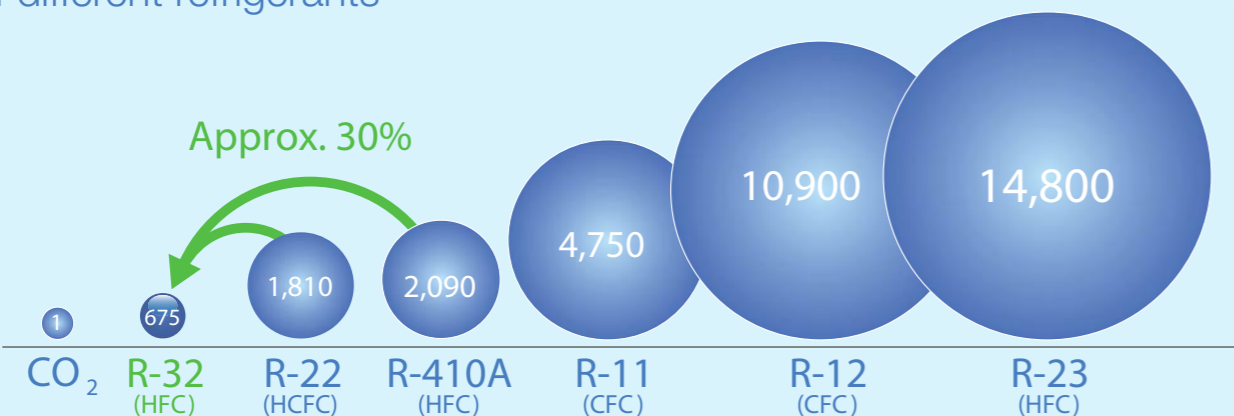


Less harmful UV radiation

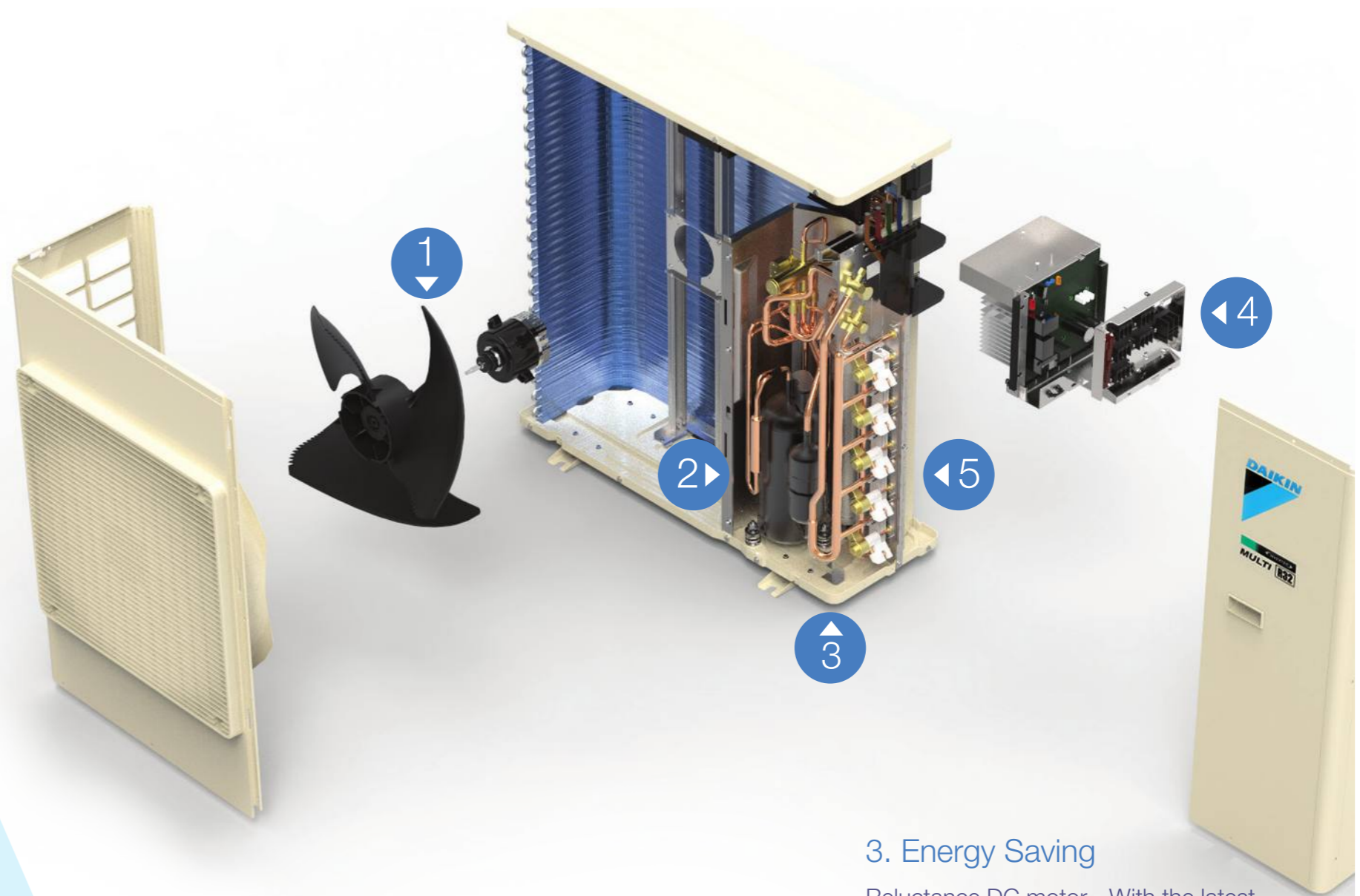


Slow down shore retreat process

## 100 Years global warming potential of different refrigerants



HFC = hydrofluorocarbons CFC = chlorofluorocarbons HCFC = hydrochlorofluorocarbons  
 \* For residential-use wall-mounted type air conditioners as of November 2012, when Daikin launched Urusara 7 in the Japanese market.



## Super Multi Nx Technologies

### 1. Smooth Airflow

Saw edge fan blade - Experience the true tranquility from the advanced blade design. The additional saw-tooth edge at the rear of the blade smoothens airflow over the blade's surface and reduces turbulence, resulting in a peaceful environment for your living space.

### 2. Quiet and Comfortable

Swing compressor - Noise disturbance is no longer your concern. Daikin has developed powerful swing compressors with a high-pressure dome and lubricant oil, enabling the engine to run smoothly, quietly, and efficiently.

### 3. Energy Saving

Reluctance DC motor - With the latest technology, all super multi NX compressors are equipped with reluctance DC motors that incorporate the use of magnetic torques or neodymium magnets with reluctance torques, resulting in a maximum energy efficiency.

### 4. Better Performance

Inverter technology - The inverter PCB operates in a similar way to the accelerator of a car, which can gently increase or decrease power. It ensures that your desired temperature can be reached faster and can be maintained constantly without any fluctuations.

### 5. Enhance Efficiency

Expansion valve - Daikin's smart refrigerant control technology presents a newly designed EV valve that is more powerful yet cost-saving. It enhances the inverter's performance and controls the refrigerant usage more effectively by up to 80%.

# Why Daikin inverter?

## Super Multi NX: Smart, comfortable, Best Choice for Your Lifestyle

Daikin Inverter Technology is one of the most energy-efficient solutions to heat and cool your home. It gently adjusts the power to reach your desired temperature faster, while maintains the temperature without any fluctuations.

It is considerably more effective than a non-inverter system. It can save more power consumption, while stabilizes the room temperature at a comfortable level throughout the day and night.



### INVERTER Operation

- Less energy consumption
- Quieter
- Stable temperature


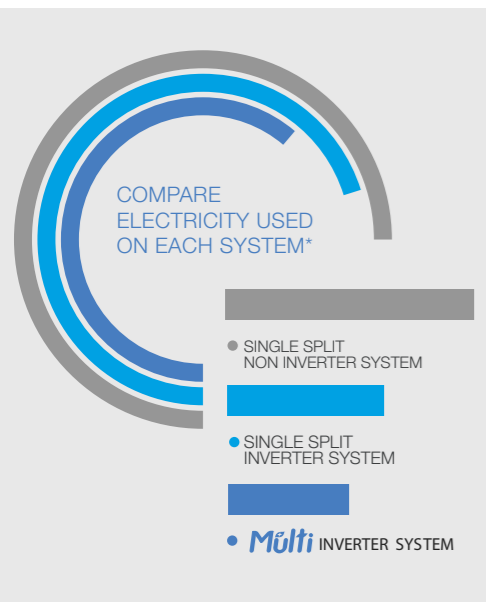


### NON-INVERTER Operation

- More energy consumption
- Noisier
- Unstable temperature

## Strong Cooling & Superior Performance of Daikin Inverter Compressor\*

With its advanced inverter technology, Daikin's Multi R32 air conditioners have a cooling capacity higher than the rated capacity by up to 144%. Likewise, its cooling capacity is also higher than that of the split air conditioners when compared side-by-side, due to the larger condensing unit.



**20 min**

**INVERTER**  
Inverter Powerful Operation

## SUPER POWERFUL

Be worry-free when you suddenly have a guest or need an immediate cool air. This 'Super powerful mode' boosts up the capacity of your air conditioners for 20 minutes, ensuring that everyone will have a positive impression of your open-house party!

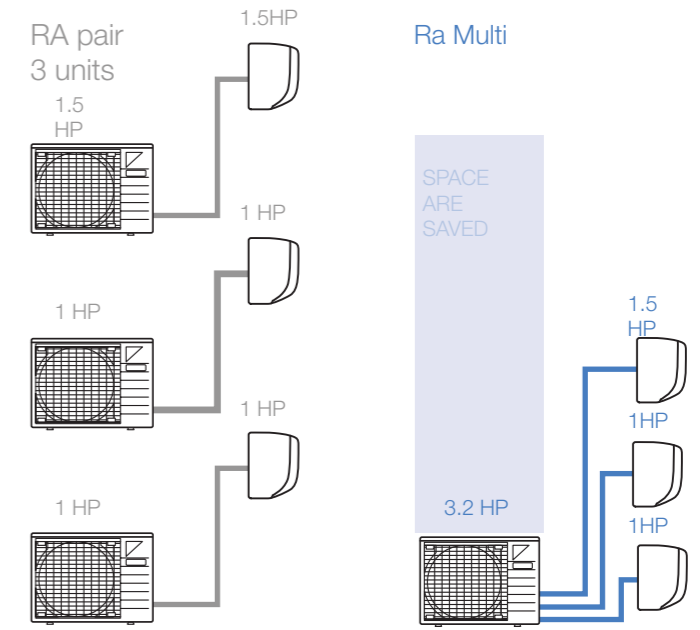
With the advantage of the multi system that has a condensing unit with higher cooling capacity than single split system, its total capacity can be concentrated on one room, enabling the 'Super Powerful' function to provide an efficient and fast cooling.

Maximum capacity for one room operation

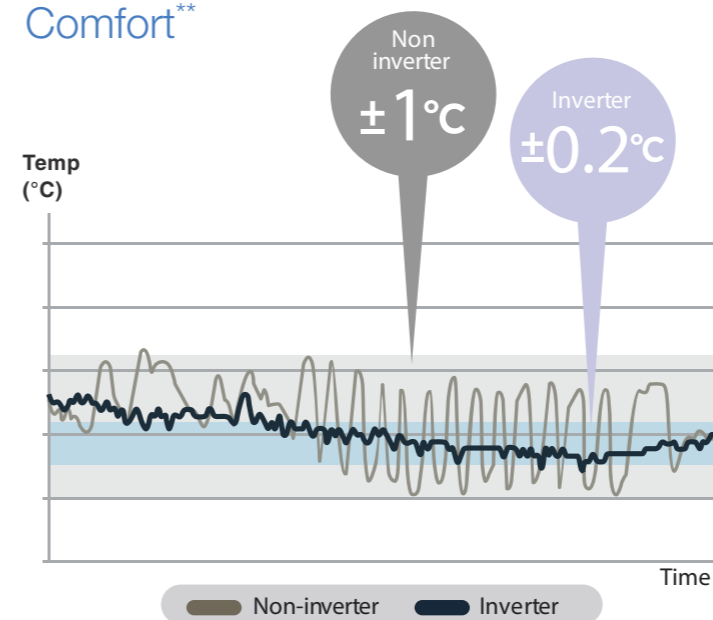
<b>RA PAIR</b> 3.40 kW 25 class	<b>RA MULTI</b> 3.93 kW 80 class
---------------------------------------	----------------------------------------

## Same appearance, different performance!

Effectively control the temperature in your entire house with only one single outdoor unit.



## Better Comfort\*\*



\*\*The graph above illustrates a set of controlled temperatures measured in a field test.



# Super Clean Filter

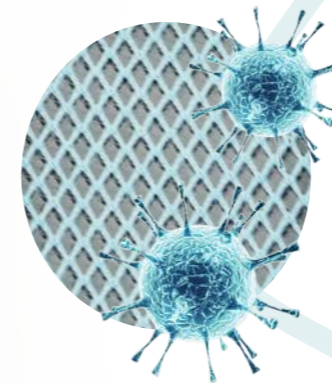
Air conditioners that care for your health

While the filter's micron-level fibers trap dust, the titanium apatite effectively absorbs odours and allergens and acts as a deodoriser. This filter delivers a consistent performance for approximately three years if it is washed with water every six months.



## 1. Air Filter

Air filter catches dust.

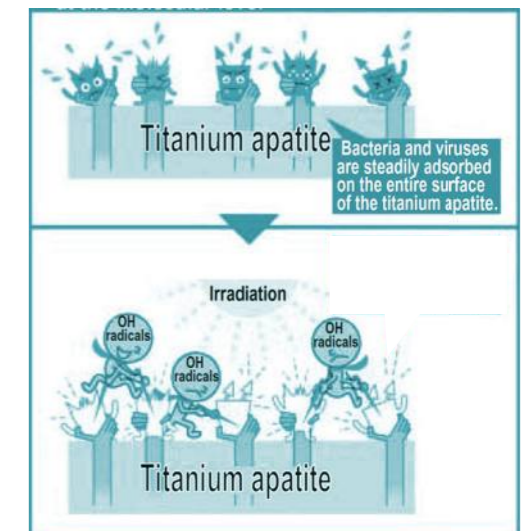


## 2. Super Clean Filter\*

1. The filter's micron level fibers trap dust.
2. Titanium apatite effectively absorbs odours and allergens.



## How Super clean filter Absorbs Odours & Allergens?



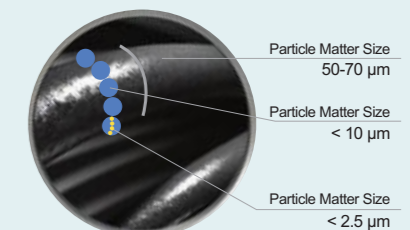
New!

### Dust Collection Filter (Pm2.5)\*\*

The filter collects particles as small as 2.5 microns passing through the filter. The effectiveness of this filter depends on room conditions and the use of an air conditioner.



BAFP046A41



\*\* Available with CTKM indoor unit only (As Optional). This filter is not a medical device and doesn't have certification. This filter cannot be cleaned and recommended to be replaced every 6 months.

\*This filter is not a medical device & applicable to selected model only.



Engineered to deliver a compact and efficient design with a wide capacity range, these units are best suited to heating and cooling larger homes or even the tight roof space of any modern home.


CDXP



SLIM DUCT

1 HP  
to  
1.5 HP

CDXM



STANDARD DUCT

1 HP  
to  
3 HP

## Low Static Pressure Duct

Cooling only

### SLIM DUCT

Dimensions (HxWxD)  
2.5 kW(1HP) | 3.5 kW(1.5HP)  
200 x 700 x 620 mm

### STANDARD DUCT

Dimensions (HxWxD)  
2.5 kW(1HP) | 3.5 kW(1.5HP) | 6.0 kW(2.5HP) | 7.1 kW(3HP)  
5.0 kW(2HP)  
200 x 900 x 620 mm

Wireless remote function



BRC086A12



Optional  
BRC073A4

- Beautiful interior
- Super powerful operation\*
- 0.5 °C temperature control\*
- Back light remote controller
- Fan speed can be set to correspond to your comfort level

\*Available with wireless remote control



New!

## Middle Static Pressure Duct

Cooling only

Dimensions (HxWxD)  
5.0 kW(2 HP) | 6.0 kW(2.5HP) | 7.1 kW(3 HP)  
245x1000x800 mm

Wireless remote function



Optional

**Silver ion anti-bacterial drain pan**  
A built-in antibacterial treatment that incorporates the use of silver ion in the drain pan to prevent the growth of bacteria and molds that may cause unfavorable odors and clogging.  
(Recommended to be changed once every two to three years.)



A new MSP duct has been designed to meet the construction challenges of modern or medium-density apartments, adding more smart functions for better comfort and convenience.

FMA



BRC086A22



Optional  
BRC1E63

2 HP  
to  
3 HP

- Beautiful interior
- More flexible installation
- 72 hours on - off timer\*
- Silver Ion anti bacterial drain pan
- Backlight remote controller
- Highly durable & easy to maintenance with drain pump mechanism.

\*Available with wireless remote control



The four-way airflow distribute air evenly in four directions with low noise and customizable comfort. With their discreet design, the central location of a cassette is barely noticeable in sitting flat with the ceiling.



FFA



BRC086A22



Optional  
BRC1E63

- Swing pattern can be set to correspond to your comfort level
- 72 hours on-off timer\*
- Highly durable & easy to maintenance with drain pump mechanism.

\* Available with wireless remote control

## 2x2 Cassette

Cooling only

Dimensions (HxWxD)

2.5 kW(1HP) | 3.5 kW(1.5HP) | 5.0 kW(2HP)  
| 6.0 kW(2.5HP)

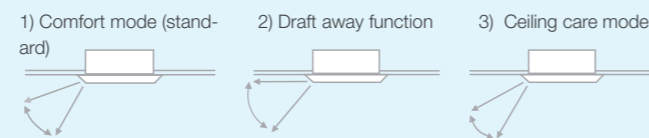
260(286\*1) x 575 x 575 mm

Wireless remote function



Optional

You can freely set swing pattern to correspond to your comfort level



1 HP  
to  
2.5 HP

\* Include control box



Delivered in understated confidence, featuring whisper quiet operation, energy efficiency and premium comfort levels without compromising on style.

CTKM



Type remote Wireless :  
 \* 1 HP & 1.5 HP : ARC466A41  
 \* 5 HP & 6 HP : ARC466A43

Optional  
 BRC073A4

1 HP  
 to  
 2.5 HP

- 0.5 °C temperature control\*
- 2 area intelligent eye\* (Auto energy saving / Focus & comfort)\*\*
- Comfort mode\*
- Super clean filter
- Super powerful operation\*
- Weekly timer\*
- Back light remote controller

\* Available with wireless remote control  
 \*\*Auto energy saving available from 2.5 kW to 7.1 kW  
 Focus & comfort available with 2.5 kW and 3.5 kW

## Wall Mounted

Cooling only

Dimensions (HxWxD)

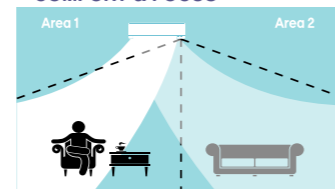
2.5 kW(1HP) | 3.5 kW(1.5HP)  
 285 x 770 x 223 mm

5.0 kW(2HP) | 6.0 kW(2.5HP)  
 295 x 990 x 263 mm

Wireless remote function







### INTELLIGENT EYE: COMFORT & FOCUS



This function uses its infrared sensor to direct airflow either toward or away from people.

# Super Convenience

Bedroom : Monday to Friday

	<p>Program 1: 11.30 p.m.</p> <p><b>ON</b>   23°C</p>		<p>Program 2: 03.00 a.m.</p> <p><b>FF</b>   -</p>
	<p>Program 3: 06.30 a.m.</p> <p><b>ON</b>   23°C</p>		<p>Program 4: 08.00 a.m.</p> <p><b>FF</b>   -</p>



## Weekly timers

Daikin can be integrated automatically as a part of your daily routine with our weekly timer that enables you to schedule settings for day, time and temperature up to 4 settings. No matter you want it off before you leave to work, the temperature warmer during the night, or cooler during the day.

\* 6 timer settings a day if via "Daikin Mobile Controller".



## 24/72 hours on/off timer



Ex. Off timer at 1:00 a.m. and On timer at 6:00 a.m.

# INTELLIGENT EYE



## Auto energy saving

Features an infrared sensor that automatically controls air conditioning operation according to human movement for better comfort and higher energy saving. Daikin's Intelligent Eye, which is a sensor that intelligently switches the unit to an energy-saving mode (+ - 2°C) when the room is unoccupied for 20 minutes.



	CTKM 25   35	CTKM 50   60   71
Intelligent eye (Auto energy saving)	●	●
<b>NEW!</b> Intelligent eye (Comfort & Focus)	●	



## HOW 3D AIRFLOW WORKS?


The flaps and louvers swing in turn, expanding the comfort zone




Louvers swing from right to left



Flap swing down



Louvers swing from left to right



Flap swing up



## Super Comfort



### 3-D airflow

Daikin's 3D Airflow function combines both vertical and horizontal auto-swings to distribute air and spread comforts evenly across the room.

# Feature checklist

## Function



Wireless remote

Low static pressure duct

Wired remote (Optional)



Wireless remote

Middle static pressure duct

Wired remote (Optional)



Wireless remote

2x2 Cassette

Wired remote (Optional)



Wireless remote

Wall

Wired remote (Optional)

	COMFORTABLE AIRFLOW	COMFORT CONTROL	LIFESTYLE CONVENIENT	HEALTH & CLEAN	REMOTE CONTROLLER / TIMERS	RELIABILITY & DURABILITY
Low static pressure duct						
Middle static pressure duct						
2x2 Cassette						
Wall						

## Outdoor Unit



4MKM68RVM4  
4MKM80RVM4

Night quiet mode
 Priority room setting



5MKM100RVM4

Night quiet mode
 Priority room setting

# Functions Explanation

## Comfortable airflow

**Power-Airflow Flap**  
The Power-Airflow Flap regulates the outlet aperture to an optimum shape.

**Power-Airflow Dual Flaps**  
The power-airflow dual flaps can flatten out during the cooling operation to deliver cool air to the corners of a room. The flaps can direct warm air straight down to the floor during the heating operation.

**Wide-Angle Louvers**  
The Wide-Angle Louvers provide wide airflow coverage for effective operation, no matter where the indoor unit is placed in the room.

**Auto-Swing (up and down)**  
This function automatically moves the flaps up and down to distribute air across the room.

**3-D Airflow\***  
This function combines Vertical and Horizontal Auto-Swing to circulate a cloud of cool or warm air right to the corners of even a large room. The flaps and louvers swing in turns.

**Comfort Airflow Mode**  
Prevents uncomfortable drafts from blowing directly onto the body. To prevent drafts, the flap moves upward during cooling operation.

**Swing pattern selection**  
Various pattern of airflow can be customize for your highly comfort.

**Auto-Swing (left and right)\***  
Horizontal Auto-Swing automatically moves the louvers to the left and right to fill the room with cool or warm air.

## Lifestyle Convenience

**Super Powerful Operation**  
This function boosts cooling or heating performance for 20 minutes when wanting to quickly change the room temperature.

**Econo Mode**  
This mode limits the maximum running current and power consumption to prevent circuit breakers from being overloaded.

**Indoor Unit On/Off Switch**  
the unit can be started manually for convenience.

**Back light remote control**

**Priority room setting**  
Assigns priority control and functional capacity to the unit in your specified room of choice. The unit in the priority room is thus able to operate at a higher capacity than other units in super powerful operation. (Selection and activation of the priority room setting is required to be set during installation)

## Remote Controller / Timers

**Weekly Timer**  
Schedules air conditioning settings for each day or time of the day, and customizes your desired temperature to match your lifestyles. (4 times per day with wireless remote 5 times per day with wired remote)

**On/Off timer automatically**  
Switches the air conditioner on/off at night or in the morning.

**24-Hour On/Off Timer**  
Sets the on/off timer 24 hours in advance to start/stop the operation.

**72-Hour On/Off Timer**  
Sets the on/off timer 72 hours in advance to start/stop the operation.

**Off timer**  
Sets the air conditioner to turn off automatically.

**Night Set Mode**  
Adjusts the temperature to prevent excessive cooling or heating for a pleasant sleep.

**Daikin mobile controller (optional)**

**DIII Net (optional)**  
Connection to the centralized control system is available without the need for optional adaptors.

## Comfort Control

**Set fan speed**  
Fan speed can be set to correspond to your preferred comfort level.

**Indoor Unit Quiet Operation**  
Indoor unit's operating sound pressure levels are decreased from the low-setting fan speed using the wireless remote control.

**Intelligent eye (Auto energy saving)**  
Each wall-mounted indoor model is fitted with Daikin's Intelligent Eye, which is a sensor that intelligently switches the unit to an energy-saving mode (+/- 2°C) when the room is unoccupied for 20 minutes.

**Intelligent eye (Comfort)**  
This function uses its infrared sensor to direct airflow either away from people.

**Intelligent eye (Focus & Comfort)**  
This function uses its infrared sensor to direct airflow either toward or away from people.

**0.5 °C adjustable temperature**  
Temperature can be increased or decreased by +/- 0.5 °C to customize to your level of comfort.

**Auto fan speed**  
The microprocessor automatically controls fan speed to adjust room temperature to the set temperature.

**Outdoor Unit Quiet Operation**  
Outdoor unit's operating sound pressure levels are decreased from the rated operation sound using the wireless remote control.

**Fan only**  
the microprocessor automatically controls fan speed to adjust room temperature to the set temperature.

**Night Quiet mode (Cooling)**  
Outdoor unit operating sound pressure levels are automatically decreased from the rated operation sound when the outdoor temperature has dropped by 5°C from the maximum temperature recorded during the daytime. (Initial setting is required during installation.)

## Health & Hygienic

**Titanium apatite deodorizing filter**  
This filter decomposes odours and even removes bacteria and viruses, which can be achieved simply by exposing the filter to sunlight once every 6 months.

**Air filter (pre filter)**  
This filter removes impurities such as dust, pollen, and cigarette fume as well as bacteria and viruses from the air.

**Wipe-Clean Flat Panel**  
The flat panel is designed for easy cleaning with only one single pass of cloth across its smooth surface. The flat panel can also be easily removed for a more thorough cleaning.

**Removable drain pan**  
The drain pan collects condensation from the indoor heat exchanger fins. Removable drain pans help to reduce the cleaning time and ensure a perfect finish.

**Washable grille**  
The front grille can be easily removed for washing.

**Silver ION anti bacterial**  
A built-in anti bacterial treatment that uses silver ion in the drain pan prevents the growth of slime, bacteria and mould that cause odors and clogging.

## Worry Free

**Auto-Restart**  
Automatically operates the air conditioner according to the recent setting after power failure is restored.

**Self-Diagnosis**  
Multi-function codes are displayed on the wireless remote control for fast and easy maintenance.


**Drain pump included**  
Steeper gradient realises more efficient condensate drainage. High-lift is especially useful for long lengths of drain piping.









### Product Specification: Duct Connected Type

Cooling Capacity		1 PK		1.5 PK		
Model name		Cooling only		CDXP25RVM4	CDXP35RVM4	
Power supply		220-240V/1Phase/50Hz				
 <p>Low Static Pressure Duct (W=700 mm)</p>	Indoor unit	External static pressure	Pa	30		
		Dimensions HxWxD (Package dimensions)	mm	200x700x620 (274x906x751)		
		Weight (Gross)	kg	21 (26)		
		Airflow rate : H	Cooling	m³/min.	8.7	
		Operation sound H/M/L/SL	Cooling	dBA	35/33/31/29	
		Sound power : H	Cooling	dBA	49	
Piping connection	Liquid / Gas	mm	ø 6.4 / ø 9.5			




Cooling Capacity		1 PK		1.5 PK		2 PK			
Model name		Cooling only		CDXM25RVM4	CDXM35RVM4	CDXM50RVM4			
Power supply		220-240V/1Phase/50Hz							
 <p>Low Static Pressure Duct (W=900 mm)</p>	Indoor unit	External static pressure	Pa	40					
		Dimensions HxWxD (Package dimensions)	mm	200x900x620 (266x1106x751)					
		Weight (Gross)	kg	25 (29)		27 (31)			
		Airflow rate : H	Cooling	m³/min.	9.5	10.0	12.0		
		Operation sound H/M/L/SL	Cooling	dBA	35/33/31/29			37/35/33/31	
		Sound power : H	Cooling	dBA	49			51	
Piping connection	Liquid / Gas	mm	ø 6.4 / ø 9.5		ø 6.4 / ø 12.7				

Cooling Capacity		2.5 PK		3 PK		
Model name		Cooling & Heating		CDXM60RVM4	CDXM71RVM4	
Power supply		220-240V/1Phase/50Hz				
 <p>Low Static Pressure Duct (W=1100 mm)</p>	Indoor unit	External static pressure	Pa	40		
		Dimensions HxWxD (Package dimensions)	mm	200x1100x620 (266x1306x751)		
		Weight (Gross)	kg	30 (35)		
		Airflow rate : H	Cooling	m³/min	16.0	
		Operation sound H/M/L/SL	Cooling	dBA	38/36/34/32	
		Sound power : H	Cooling	dBA	52	
Piping connection	Liquid / Gas	mm	ø 6.4 / ø 12.7		ø 6.4 / ø 15.9	



**Product Specification: Duct Connected Type**


cooling capacity		2 PK	2.5 PK	3 PK	
Model name	Cooling only	FMA50RVM4	FMA60RVM4	FMA71RVM4	
Power supply		220-240V/1Phase/50Hz			
 <p>Middle Static Pressure Duct (W=1000 mm)</p>	Indoor unit	External static pressure	Pa	50 (50 - 150) : Changeable in 11 stages by remote controller	
		Dimensions HxWxD (Package dimensions)	mm	245x1000x800 (886x1199x293)	
		Weight (Gross)	kg	37 (40)	
		Airflow rate : H	Cooling m³/min.	18.0	23.0
		Operation sound H/M/L	Cooling dBA	35/33/31	38/35/33
		Sound power : H	Cooling dBA	49	52
Piping connection	Liquid / Gas	mm	ø 6.4 / ø 12.7	ø 6.4 / ø 15.9	



**Product Specification: Ceiling Mounted Cassette Type**

Cooling capacity		1 PK	1.5 PK	2 PK	2.5 PK		
Model name	Cooling only	FFA25RV14	FFA35RV14	FFA50RV14	FFA60RV14		
Power supply		220-240V/1Phase/50Hz					
2x2 Cassette	Indoor unit	Dimensions HxWxD (Package dimensions)	mm	260 (286 ※4)x575x575 (370x687x674)			
		Weight (Gross)	kg	17.5 (20)			
		Airflow rate : H	Cooling m³/min.	9.0	10.0	12.0	15.0
		Operation sound H/L	Cooling dBA	33/27	36/29	38/30	42/34
		Sound power : H	Cooling dBA	46	49	51	55
Piping connection	Liquid / Gas		ø 6.4 / ø 9.5		ø 6.4 / ø 12.7		
Decoration Panel - Standard Panel (Grilled)							
Model name		BYFQ60B3W1					
Color		WHITE					
Dimensions HxWxD (Package dimensions)		mm	55x700x700 (85x750x745)				
Weight (Gross)		kg	2.7 (4.5)				

※4 Include control box



**Product Specification: Wall Mounted Type**

Cooling capacity		1 PK		1.5 PK		2 PK			
Model name	Cooling only	CTKM25RVM4	CTKM35RVM4	CTKM50RVM4					
Power supply		220-240V/1Phase/50Hz							
CTKM	Indoor unit	Panel color	White						
		Dimensions HxWxD (Package dimensions)	mm	285x770x223 (320x830x360)		295x990x263 (386x1102x389)			
		Weight (Gross)	Cooling	kg	8 (10)		13 (16)		
		Airflow rate: H	Cooling	m <sup>3</sup> /min.	CTKM	10.4	11.3	16.9	
					CTKM	10.7	11.7	16.9	
		Operation sound H/M/L/SL	Cooling	dBA	40/32/25/19		42/34/26/19		45/40/35/28
		Sound power: H	Cooling	dBA	54	56	59		
Piping connection	Liquid / Gas	mm	ø 6.4 / ø 9.5		ø 6.4 / ø 12.7				

Cooling capacity			2.5 PK				
Model name	Cooling only	CTKM60RVM4					
Power supply			220-240V/1Phase/50Hz				
CTKM	Indoor unit	Panel color	White				
		Dimensions HxWxD (Package dimensions)	mm	295x990x263 (386x1102x389)			
		Weight (Gross)	kg	13 (16)			
		Airflow rate: H	Cooling	m <sup>3</sup> /min.	19.5		
		Operation sound H/M/L/SL	Cooling	dBA	48/42/36/29		
		Sound power : H	Cooling	dBA	62		
		Piping connection	Liquid / Gas	mm	ø 6.4 / ø 12.7		



## Product Specification: Outdoor Unit

Cooling capacity		2.7 PK	3.2 PK	4 PK	
Model name	Cooling only	4MKM68RVM4	4MKM80RVM4	5MKM100RVM4	
Power supply		220-240V/1Phase/50Hz			
Cooling only outdoor unit	Capacity Rated (min_max)	kW	6.8 (1.6~9.4)	8.0 (1.6~10.2)	10.0 (2.0~13.0)
	Rated EER	W/W	4.07	3.90	3.91
	AEER	W/W	3.73	3.63	3.68
	Dimensions (HxWxD) (Package dimensions)	mm	695x930x350 (762x1004x475)	695x930x350 (762x1004x475)	990x940x320 (1114x1003x425)
	Weight (Gross)	kg	49 (54)	52 (55)	79 (87)
	Sound level : H / L	dBA	47 / 44	48 / 45	48 / 46
	Sound Power : H	dBA	59	60	60
Number of port			4	4	5
Max connectable indoor unit capacity			11.0 kW	14.5 kW	15.6 kW
Refrigerant (initial amount)			R32 (1.80kg)	R32 (1.80kg)	R32 (2.65kg)
Piping length	Amount of additional refrigerant (g/m)	Charge-less			
	Max length (total / each room)	m	60 / 30	70 / 30	80 / 30
Connected piping	Liquid	mm	ø 6.4 x 4	ø 6.4 x 4	ø 6.4 x 5
	Gas	mm	ø 9.5 x 2 ø 12.7 x 2	ø 9.5 x 1 ø 12.7 x 1 ø 15.9 x 2	ø 9.5 x 2 ø 12.7 x 1 ø 15.9 x 2
Operating range		°CDB	10 - 46		

Combination Capacity :

## 4MKM68RVM4

Cooling [50 HZ, 220 V]

Combinations Of indoor units	Capacity of each indoor unit (kW)										
	Capacity of each indoor unit (kW)				Total Capacity (kW)		Total Power Consumption (kW)		Total Current (A)		Power Factor (%)
	Room A	Room B	Room C	Room D	Rated	Min - Max	Rated	Min - Max	Rated	Min - Max	
2.5	2.50	---	---	---	2.50	0.80 ~ 3.91	0.58	0.22 ~ 1.11	2.7	1.1 ~ 5.1	99
3.5	3.50	---	---	---	3.50	0.80 ~ 5.09	0.91	0.22 ~ 1.56	4.2	1.1 ~ 7.2	99
5.0	5.00	---	---	---	5.00	0.80 ~ 6.49	1.19	0.21 ~ 2.39	5.5	1.0 ~ 11.0	99
6.0	6.00	---	---	---	6.00	0.80 ~ 7.21	1.53	0.20 ~ 2.81	7.0	1.0 ~ 13.0	99
2.5+2.5	2.50	2.50	---	---	5.00	1.00 ~ 6.65	1.26	0.21 ~ 2.32	5.8	1.0 ~ 10.7	99
2.5+3.5	2.50	3.50	---	---	6.00	1.00 ~ 6.89	1.70	0.21 ~ 2.75	7.8	1.0 ~ 12.7	99
2.5+5.0	2.27	4.53	---	---	6.80	1.00 ~ 7.99	1.64	0.20 ~ 2.99	7.5	1.0 ~ 13.8	99
2.5+6.0	2.00	4.80	---	---	6.80	1.00 ~ 8.12	1.57	0.20 ~ 2.97	7.2	1.0 ~ 13.7	99
3.5+3.5	3.40	3.40	---	---	6.80	1.00 ~ 6.95	2.28	0.21 ~ 3.05	10.5	1.0 ~ 14.1	99
3.5+5.0	2.80	4.00	---	---	6.80	1.00 ~ 8.23	1.64	0.20 ~ 2.99	7.5	1.0 ~ 13.8	99
3.5+6.0	2.51	4.29	---	---	6.80	1.00 ~ 8.26	1.57	0.20 ~ 3.01	7.2	1.0 ~ 13.9	99
5.0+5.0	3.40	3.40	---	---	6.80	1.00 ~ 8.52	1.36	0.19 ~ 3.12	6.2	0.9 ~ 14.4	99
5.0+6.0	3.09	3.71	---	---	6.80	1.00 ~ 8.66	1.33	0.18 ~ 3.07	6.1	0.9 ~ 14.1	99
2.5+2.5+2.5	2.27	2.27	2.27	---	6.80	1.20 ~ 8.15	1.53	0.22 ~ 2.94	7.0	1.1 ~ 13.5	99
2.5+2.5+3.5	2.00	2.00	2.80	---	6.80	1.20 ~ 8.16	1.50	0.22 ~ 2.93	6.9	1.1 ~ 13.5	99
2.5+2.5+5.0	1.70	1.70	3.40	---	6.80	1.20 ~ 9.12	1.42	0.21 ~ 2.91	6.5	1.0 ~ 13.4	99
2.5+2.5+6.0	1.55	1.55	3.71	---	6.80	1.20 ~ 9.29	1.35	0.21 ~ 2.90	6.2	1.0 ~ 13.4	99
2.5+3.5+3.5	1.79	2.51	2.51	---	6.80	1.20 ~ 8.36	1.46	0.22 ~ 2.97	6.7	1.1 ~ 13.7	99
2.5+3.5+5.0	1.55	2.16	3.09	---	6.80	1.20 ~ 9.30	1.39	0.21 ~ 2.91	6.4	1.0 ~ 13.4	99
3.5+3.5+3.5	2.27	2.27	2.27	---	6.80	1.20 ~ 8.40	1.46	0.22 ~ 3.02	6.7	1.1 ~ 13.9	99
2.5+2.5+2.5+2.5	1.70	1.70	1.70	1.70	6.80	1.60 ~ 9.40	1.67	0.30 ~ 2.97	7.6	1.4 ~ 13.7	99
2.5+2.5+2.5+3.5	1.55	1.55	1.55	2.16	6.80	1.60 ~ 9.40	1.67	0.30 ~ 2.97	7.7	1.4 ~ 13.7	99

3D111181

- Notes:
- Cooling capacity is based on 27 °CDB / 19 °CWB (Indoor temperature), 35 °CDB (Outdoor temperature).
  - The total ability of connected Indoor units is up to 11.0 kW.
  - It is impossible to connect only one indoor unit.
  - Capacities are based on the following conditions.  
Corresponding refrigerant piping length: 5 m  
Level difference: 0 m

# 4MKM80RVM4

Cooling [50 HZ, 220 V]

Combinations Of indoor units	Capacity of each indoor unit										Power Factor (%)
	Capacity of each indoor unit (kW)				Total Capacity (kW)		Total Power Consumption (kW)		Total Current (A)		
	Room A	Room B	Room C	Room D	Rated	Min - Max	Rated	Min - Max	Rated	Min - Max	
2.5	2.50	---	---	---	2.50	0.80 ~ 3.93	0.58	0.22 ~ 1.09	2.7	1.1 ~ 5.1	99
3.5	3.50	---	---	---	3.50	0.80 ~ 5.10	0.90	0.22 ~ 1.44	4.1	1.1 ~ 6.7	99
5.0	5.00	---	---	---	5.00	0.80 ~ 6.98	1.17	0.21 ~ 2.28	5.4	1.0 ~ 10.5	99
6.0	6.00	---	---	---	6.00	0.80 ~ 7.57	1.46	0.21 ~ 2.51	6.7	1.0 ~ 11.6	99
7.1	7.10	---	---	---	7.10	0.80 ~ 8.03	1.96	0.20 ~ 3.05	9.0	1.0 ~ 14.1	99
2.5+2.5	2.50	2.50	---	---	5.00	1.00 ~ 6.93	1.23	0.21 ~ 2.28	5.6	1.0 ~ 10.5	99
2.5+3.5	2.50	3.50	---	---	6.00	1.00 ~ 7.24	1.58	0.21 ~ 2.54	7.3	1.0 ~ 11.7	99
2.5+5.0	2.50	5.00	---	---	7.50	1.00 ~ 8.54	1.93	0.20 ~ 3.01	8.9	1.0 ~ 13.9	99
2.5+6.0	2.35	5.65	---	---	8.00	1.00 ~ 8.75	2.04	0.20 ~ 3.00	9.4	1.0 ~ 13.8	99
2.5+7.1	2.08	5.92	---	---	8.00	1.00 ~ 8.75	2.04	0.20 ~ 3.00	9.4	1.0 ~ 13.8	99
3.5+3.5	3.50	3.50	---	---	7.00	1.00 ~ 8.08	2.10	0.21 ~ 3.09	9.6	1.0 ~ 14.2	99
3.5+5.0	3.29	4.71	---	---	8.00	1.00 ~ 8.74	2.17	0.20 ~ 3.01	10.0	1.0 ~ 13.9	99
3.5+6.0	2.95	5.05	---	---	8.00	1.00 ~ 8.76	2.04	0.20 ~ 3.00	9.4	1.0 ~ 13.8	99
3.5+7.1	2.64	5.36	---	---	8.00	1.00 ~ 8.76	2.04	0.20 ~ 3.00	9.4	1.0 ~ 13.8	99
5.0+5.0	4.00	4.00	---	---	8.00	1.00 ~ 9.56	1.92	0.18 ~ 2.99	8.8	0.9 ~ 13.8	99
5.0+6.0	3.64	4.36	---	---	8.00	1.00 ~ 9.68	1.87	0.18 ~ 3.00	8.6	0.9 ~ 13.8	99
5.0+7.1	3.31	4.69	---	---	8.00	1.00 ~ 9.68	1.87	0.18 ~ 3.00	8.6	0.9 ~ 13.8	99
6.0+6.0	4.00	4.00	---	---	8.00	1.00 ~ 9.77	1.83	0.18 ~ 3.01	8.4	0.9 ~ 13.9	99
6.0+7.1	3.66	4.34	---	---	8.00	1.00 ~ 9.77	1.83	0.18 ~ 3.01	8.4	0.9 ~ 13.9	99
7.1+7.1	4.00	4.00	---	---	8.00	1.00 ~ 9.77	1.83	0.18 ~ 3.01	8.4	0.9 ~ 13.9	99
2.5+2.5+2.5	2.50	2.50	2.50	---	7.50	1.20 ~ 8.93	1.94	0.22 ~ 3.02	8.9	1.1 ~ 13.9	99
2.5+2.5+3.5	2.35	2.35	3.29	---	8.00	1.20 ~ 9.12	2.23	0.22 ~ 3.02	10.2	1.1 ~ 13.9	99
2.5+2.5+5.0	2.00	2.00	4.00	---	8.00	1.20 ~ 9.54	1.92	0.21 ~ 2.99	8.8	1.0 ~ 13.8	99
2.5+2.5+6.0	1.82	1.82	4.36	---	8.00	1.20 ~ 9.66	1.87	0.21 ~ 3.00	8.6	1.0 ~ 13.8	99
2.5+2.5+7.1	1.65	1.65	4.69	---	8.00	1.20 ~ 10.05	1.87	0.21 ~ 3.00	8.6	1.0 ~ 13.8	99
2.5+3.5+3.5	2.11	2.95	2.95	---	8.00	1.20 ~ 9.31	2.23	0.22 ~ 3.01	10.2	1.1 ~ 13.9	99
2.5+3.5+5.0	1.82	2.55	3.64	---	8.00	1.20 ~ 9.74	1.92	0.21 ~ 2.99	8.8	1.0 ~ 13.8	99
2.5+3.5+6.0	1.67	2.33	4.00	---	8.00	1.20 ~ 10.06	1.87	0.21 ~ 3.00	8.6	1.0 ~ 13.8	99
2.5+3.5+7.1	1.53	2.14	4.34	---	8.00	1.20 ~ 10.06	1.87	0.21 ~ 3.00	8.6	1.0 ~ 13.8	99
2.5+5.0+5.0	1.60	3.20	3.20	---	8.00	1.20 ~ 10.22	1.84	0.20 ~ 3.02	8.4	1.0 ~ 13.9	99
2.5+5.0+6.0	1.48	2.96	3.56	---	8.00	1.20 ~ 10.24	1.85	0.20 ~ 3.04	8.5	1.0 ~ 14.0	99
2.5+6.0+6.0	1.38	3.31	3.31	---	8.00	1.20 ~ 10.30	1.85	0.20 ~ 3.07	8.5	1.0 ~ 14.1	99
3.5+3.5+3.5	2.67	2.67	2.67	---	8.00	1.20 ~ 9.32	2.17	0.22 ~ 3.01	10.0	1.1 ~ 13.9	99
3.5+3.5+5.0	2.33	2.33	3.33	---	8.00	1.20 ~ 9.94	1.92	0.21 ~ 2.99	8.8	1.0 ~ 13.8	99
3.5+3.5+6.0	2.15	2.15	3.69	---	8.00	1.20 ~ 10.06	1.87	0.21 ~ 3.00	8.6	1.0 ~ 13.8	99
3.5+3.5+7.1	1.99	1.99	4.03	---	8.00	1.20 ~ 10.06	1.87	0.21 ~ 3.00	8.6	1.0 ~ 13.8	99
3.5+5.0+5.0	2.07	2.96	2.96	---	8.00	1.20 ~ 10.22	1.84	0.20 ~ 3.02	8.4	1.0 ~ 13.9	99
3.5+5.0+6.0	1.93	2.76	3.31	---	8.00	1.20 ~ 10.24	1.84	0.20 ~ 3.04	8.4	1.0 ~ 14.0	99
2.5+2.5+2.5+2.5	2.00	2.00	2.00	2.00	8.00	1.60 ~ 9.90	2.09	0.28 ~ 3.11	9.6	1.3 ~ 14.3	99
2.5+2.5+2.5+3.5	1.82	1.82	1.82	2.55	8.00	1.60 ~ 9.90	2.09	0.28 ~ 3.11	9.6	1.3 ~ 14.3	99
2.5+2.5+2.5+5.0	1.60	1.60	1.60	3.20	8.00	1.60 ~ 10.20	2.05	0.27 ~ 3.14	9.4	1.3 ~ 14.5	99
2.5+2.5+2.5+6.0	1.48	1.48	1.48	3.56	8.00	1.60 ~ 10.24	2.01	0.27 ~ 3.16	9.2	1.3 ~ 14.6	99
2.5+2.5+3.5+3.5	1.67	1.67	2.33	2.33	8.00	1.60 ~ 9.91	2.09	0.28 ~ 3.11	9.6	1.3 ~ 14.3	99
2.5+2.5+3.5+5.0	1.48	1.48	2.07	2.96	8.00	1.60 ~ 10.21	1.99	0.27 ~ 3.14	9.1	1.3 ~ 14.5	99
2.5+2.5+3.5+6.0	1.38	1.38	1.93	3.31	8.00	1.60 ~ 10.24	2.01	0.27 ~ 3.16	9.2	1.3 ~ 14.6	99
2.5+3.5+3.5+3.5	1.54	2.15	2.15	2.15	8.00	1.60 ~ 9.92	2.09	0.28 ~ 3.11	9.6	1.3 ~ 14.3	99
2.5+3.5+3.5+5.0	1.38	1.93	1.93	2.76	8.00	1.60 ~ 10.21	1.99	0.27 ~ 3.14	9.1	1.3 ~ 14.5	99
3.5+3.5+3.5+3.5	2.00	2.00	2.00	2.00	8.00	1.60 ~ 9.92	2.09	0.28 ~ 3.11	9.6	1.3 ~ 14.3	99

Notes: 1. Cooling capacity is based on 27°C DB / 19°C CWB (Indoor temperature), 35°C DB (Outdoor temperature).  
 2. The total ability of connected indoor units is up to 14.5 kW.  
 3. It is impossible to connect only one indoor unit.  
 4. Capacities are based on the following conditions. Corresponding refrigerant piping length : 5 m level difference: 0 m

# 5MKM100RVM4

Cooling [50 HZ, 220 V]

Combinations Of indoor units	Capacity of each indoor unit										Power Factor (%)	
	Capacity of each indoor unit (kW)					Total Capacity (kW)		Total Power Consumption (kW)		Total Current (A)		
	Room A	Room B	Room C	Room D	Room E	Rated	Min - Max	Rated	Min - Max	Rated		Min - Max
2.5	2.50	---	---	---	---	2.50	0.80 ~ 3.94	0.60	0.19 ~ 1.05	2.8	0.9 ~ 4.9	99
3.5	3.50	---	---	---	---	3.50	0.80 ~ 5.11	0.94	0.19 ~ 1.24	4.3	0.9 ~ 5.7	99
5.0	5.00	---	---	---	---	5.00	0.80 ~ 6.98	1.36	0.18 ~ 2.10	6.2	0.9 ~ 9.7	99
6.0	6.00	---	---	---	---	6.00	0.80 ~ 7.61	1.68	0.18 ~ 2.49	7.7	0.9 ~ 11.5	99
7.1	7.10	---	---	---	---	7.10	0.80 ~ 8.10	2.22	0.18 ~ 2.96	10.2	0.9 ~ 13.6	99
2.5+2.5	2.50	2.50	---	---	---	5.00	1.00 ~ 6.50	1.36	0.21 ~ 2.48	6.2	1.0 ~ 11.4	99
2.5+3.5	2.50	3.50	---	---	---	6.00	1.00 ~ 7.52	1.79	0.21 ~ 2.48	8.2	1.0 ~ 11.4	99
2.5+5.0	2.50	5.00	---	---	---	7.50	1.00 ~ 9.75	2.17	0.22 ~ 3.88	10.0	1.1 ~ 17.9	99
2.5+6.0	2.50	6.00	---	---	---	8.50	1.00 ~ 10.02	2.57	0.22 ~ 3.89	11.8	1.1 ~ 17.9	99
2.5+7.1	2.50	7.10	---	---	---	9.60	1.00 ~ 10.41	3.24	0.22 ~ 3.86	14.9	1.1 ~ 17.8	99
3.5+3.5	3.50	3.50	---	---	---	7.00	1.00 ~ 8.24	2.35	0.21 ~ 3.83	10.8	1.0 ~ 17.6	99
3.5+5.0	3.50	5.00	---	---	---	8.50	1.00 ~ 9.85	2.71	0.22 ~ 3.88	12.4	1.1 ~ 17.9	99
3.5+6.0	3.50	6.00	---	---	---	9.50	1.00 ~ 10.42	3.16	0.22 ~ 3.86	14.5	1.1 ~ 17.8	99
3.5+7.1	3.30	6.70	---	---	---	10.00	1.00 ~ 10.42	3.56	0.22 ~ 3.86	16.3	1.1 ~ 17.8	99
5.0+5.0	5.00	5.00	---	---	---	10.00	1.00 ~ 10.92	3.17	0.21 ~ 3.88	14.6	1.0 ~ 17.9	99
5.0+6.0	4.55	5.45	---	---	---	10.00	1.00 ~ 11.12	3.02	0.21 ~ 3.88	13.9	1.0 ~ 17.9	99
5.0+7.1	4.13	5.87	---	---	---	10.00	1.00 ~ 11.12	3.02	0.21 ~ 3.88	13.9	1.0 ~ 17.9	99
6.0+6.0	5.00	5.00	---	---	---	10.00	1.00 ~ 11.30	2.87	0.21 ~ 3.89	13.2	1.0 ~ 17.9	99
6.0+7.1	4.58	5.42	---	---	---	10.00	1.00 ~ 11.30	2.87	0.21 ~ 3.89	13.2	1.0 ~ 17.9	99
7.1+7.1	5.00	5.00	---	---	---	10.00	1.00 ~ 11.62	2.87	0.21 ~ 3.89	13.2	1.0 ~ 17.9	99
2.5+2.5+2.5	2.50	2.50	2.50	---	---	7.50	1.20 ~ 10.18	2.23	0.26 ~ 3.88	10.2	1.2 ~ 17.9	99
2.5+2.5+3.5	2.50	2.50	3.50	---	---	8.50	1.20 ~ 10.19	2.78	0.26 ~ 3.88	12.8	1.2 ~ 17.9	99
2.5+2.5+5.0	2.50	2.50	5.00	---	---	10.00	1.20 ~ 11.74	3.17	0.25 ~ 3.88	14.6	1.2 ~ 17.9	99
2.5+2.5+6.0	2.27	2.27	5.45	---	---	10.00	1.20 ~ 11.96	3.02	0.25 ~ 3.88	13.9	1.2 ~ 17.9	99
2.5+2.5+7.1	2.07	2.07	5.87	---	---	10.00	1.20 ~ 11.96	3.02	0.25 ~ 3.88	13.9	1.2 ~ 17.9	99
2.5+3.5+3.5	2.50	3.50	3.50	---	---	9.50	1.20 ~ 10.70	3.38	0.26 ~ 3.85	15.5	1.2 ~ 17.7	99
2.5+3.5+5.0	2.27	3.18	4.55	---	---	10.00	1.20 ~ 11.93	3.17	0.25 ~ 3.88	14.6	1.2 ~ 17.9	99
2.5+3.5+6.0	2.08	2.92	5.00	---	---	10.00	1.20 ~ 12.09	3.02	0.25 ~ 3.88	13.9	1.2 ~ 17.9	99
2.5+3.5+7.1	1.91	2.67	5.42	---	---	10.00	1.20 ~ 12.16	3.02	0.25 ~ 3.88	13.9	1.2 ~ 17.9	99
2.5+5.0+5.0	2.00	4.00	4.00	---	---	10.00	1.20 ~ 12.56	2.72	0.24 ~ 3.89	12.5	1.2 ~ 17.9	99
2.5+5.0+6.0	1.85	3.70	4.44	---	---	10.00	1.20 ~ 12.71	2.65	0.23 ~ 3.88	12.2	1.1 ~ 17.9	99
2.5+5.0+7.1	1.71	3.42	4.86	---	---	10.00	1.20 ~ 12.71	2.65	0.23 ~ 3.88	12.2	1.1 ~ 17.9	99
2.5+6.0+6.0	1.72	4.14	4.14	---	---	10.00	1.20 ~ 12.84	2.51	0.23 ~ 3.88	11.5	1.1 ~ 17.9	99
2.5+6.0+7.1	1.60	3.85	4.55	---	---	10.00	1.20 ~ 12.84	2.51	0.23 ~ 3.88	11.5	1.1 ~ 17.9	99
3.5+3.5+3.5	3.33	3.33	3.33	---	---	10.00	1.20 ~ 10.72	3.71	0.26 ~ 3.88	17.0	1.2 ~ 17.9	99
3.5+3.5+5.0	2.92	2.92	4.17	---	---	10.00	1.20 ~ 11.94	3.17	0.25 ~ 3.88	14.6	1.2 ~ 17.9	99
3.5+3.5+6.0	2.69	2.69	4.62	---	---	10.00	1.20 ~ 12.17	3.02	0.25 ~ 3.88	13.9	1.2 ~ 17.9	99
3.5+3.5+7.1	2.48	2.48	5.04	---	---	10.00	1.20 ~ 12.17	3.02	0.25 ~ 3.88	13.9	1.2 ~ 17.9	99
3.5+5.0+5.0	2.59	3.70	3.70	---	---	10.00	1.20 ~ 12.56	2.72	0.24 ~ 3.89	12.5	1.2 ~ 17.9	99
3.5+5.0+6.0	2.41	3.45	4.14	---	---	10.00	1.20 ~ 12.72	2.65	0.23 ~ 3.88	12.2	1.1 ~ 17.9	99
3.5+5.0+7.1	2.24	3.21	4.55	---	---	10.00	1.20 ~ 12.72	2.65	0.23 ~ 3.88	12.2	1.1 ~ 1	

# #Rum<sup>h</sup> Senyaman

Rumah Sehat & Nyaman

bersama



# DAIKIN

AIR QUALITY SOLUTION





# TIPS FROM PICHONKUN

1st Edition :


## “THE IDEAL AIR CONDITIONING FOR RESIDENTIAL APPLICATION”



When selecting the ideal air conditioning system for residential applications, there are four key factors to consider:


	<b>ZzZ</b>	<b>PM 2.5</b>	
Comfort (Temperature, Humidity)	Noise Level	Air Quality (PM 2.5, CO2 Concentration)	Energy Efficiency

And all these parameters are met with just one solution: **Daikin!**





Based on ASHRAE Standard 55, to achieve thermal comfort for humans:  
Indoor Air Temperature: Should be set around 23°C to 26°C (73°F to 79°F).  
Relative Humidity: Should be maintained between 30% and 60%.  
These parameters ensure a comfortable indoor environment that supports human well-being. To achieve all those targets for temperature and humidity you can use **VRV HS** that ensure your Indoor air temperature and has **3-pipe systems** that effectively manages and controls the moisture content in the air

**PM 2.5 CONCENTRATION**  
The Environmental Protection Agency (EPA's) National Ambient Air Quality Standards (NAAQS) set the 24-hour average concentration limit for PM2.5 at 35 µg/m³. To achieve those targets you can use **DAIKIN AIR PURIFIER OR DUCT STREAMER** to ensure excellent indoor air quality and maintain low indoor particulate levels. (ADD Air Purifier MCK70 and Streamer duct Pict)



**CO<sub>2</sub> CONCENTRATION**  
Based on ASHRAE Standard 62.2 provides recommendations for maintaining acceptable CO<sub>2</sub> levels in residential buildings. The standard suggests that CO<sub>2</sub> concentrations should not exceed 1,000 ppm (parts per million) to ensure good indoor air quality. To achieve those targets you can use **Heat Reclaim Ventilator** such as **VAM** for your filtered fresh air Supply.

**Energy Efficiency and Noise Level**  
Of course All **HICAC Daikin units** feature **inverter technology**, which adjusts the compressor speed to match the cooling or heating demand, leading to significant energy savings, and **DAIKIN** air conditioning models include features like noise-reducing technology and low-noise operation modes to minimize disruption in the home.



# DAIKIN FRESH AIR

Ventilation system to improve  
your indoor air quality



# Air Treatment Equipment

## Heat Reclaim Ventilator

### VAM-H Series

Daikin VAM series ensures fresh air intake and energy savings



Lineup		
VAM150HVE	VAM250HVE	VAM350HVE
VAM500HVE	VAM650HVE	VAM800HVE
VAM1000HVE	VAM1500HVE	VAM2000HVE

Airflow rate: 150-2,000 m<sup>3</sup>/h



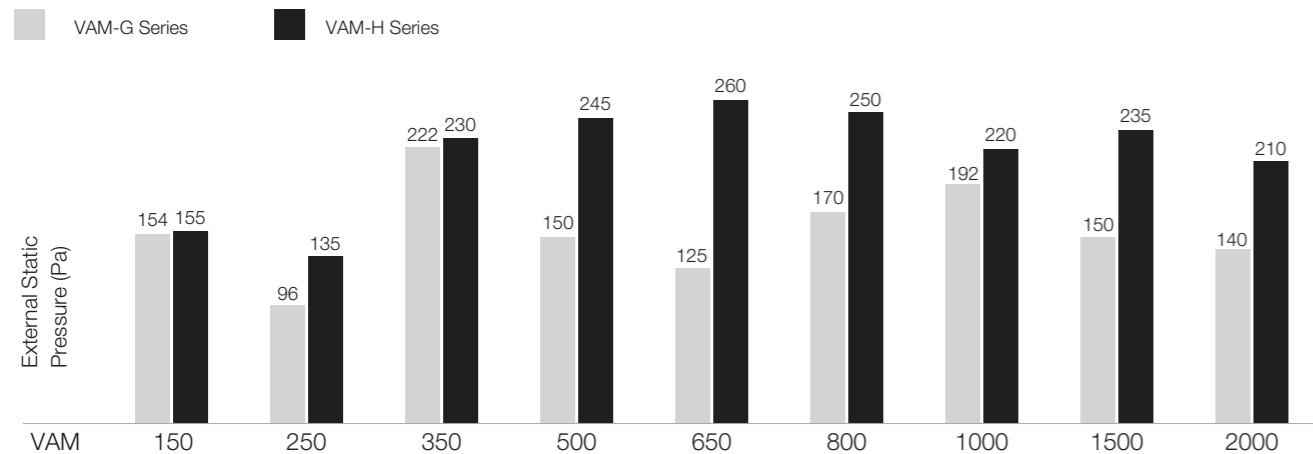
### New features

#### Design flexibility

By significantly improving external static pressure, support for a variety of duct layouts is possible, and installation flexibility has been improved.

The 1000-2000 class model has become more compact, and ease of installation has improved.

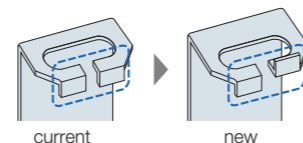
#### Comparison of external static pressure



#### Improvement of installation workability

Improved workability by changing dimensions and shape of lifting lug

The structure that prevents nut slippage eliminates the need to replace the lifting lug even when installed upside down.

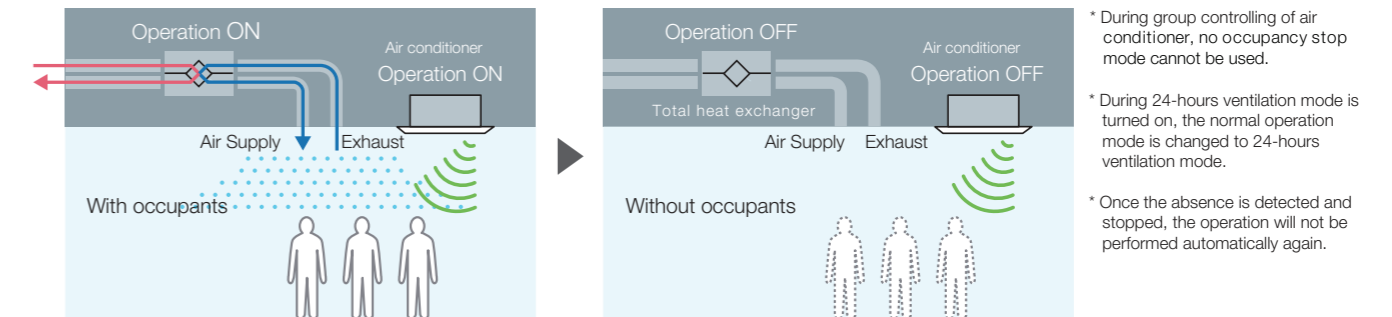


### Energy saving

#### Sensing sensor stop mode

In situation of no human occupancy is detected, the operation is turned off.

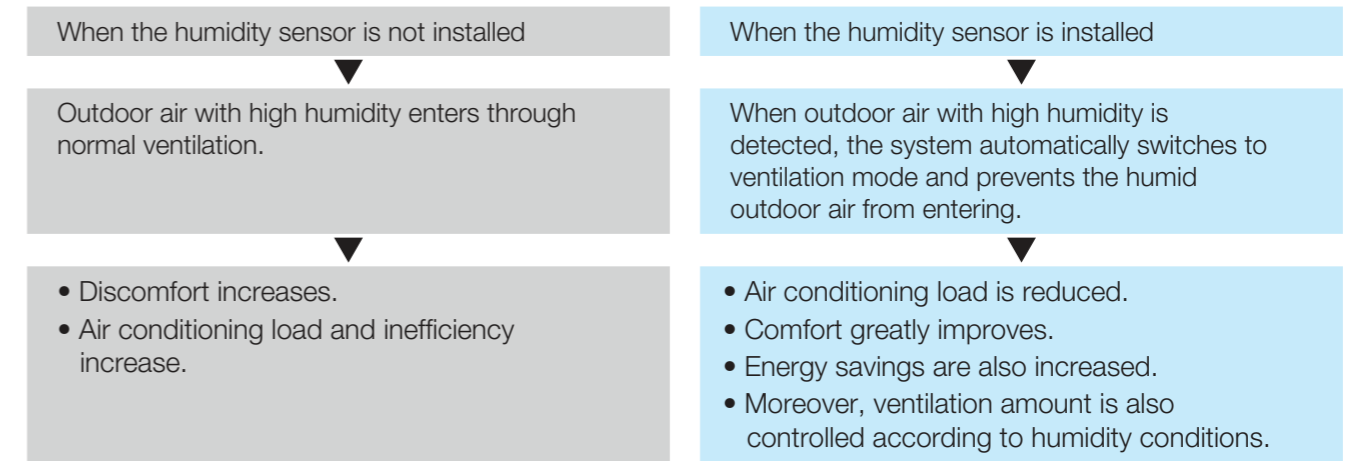
When the "Sensing sensor" installed on the air conditioner detects no occupancy in the room, the ventilation system and air conditioner system is turned off automatically to reduce energy wastage.



#### Humidity sensor (Option)

A humidity sensor (option) can be installed for greater comfort and energy-saving ventilation.

Conditions of low temperature and high humidity... Example, a rainy day, etc.



#### Stylish remote controller

NEW Stylish Remote Controller BRC1H63W (K) combining many VAM-dedicated functions

- Sensor results can be displayed up to 3 item on the information screen.
- Sensor results can be shared to the remote controller group.
- New icons such as 24-Hour Ventilating, Fresh Up, Night-time Free Cooling Operation (Night Purge) have been added to the Information screen.

Sensor view of the Information screen



Note:  
3 items selected by remote controller setting.

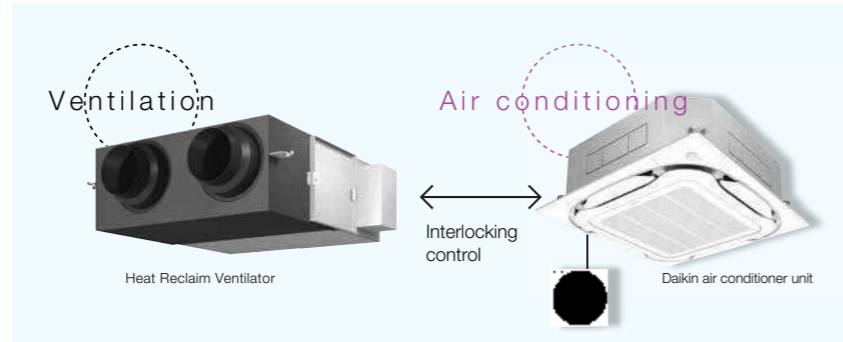
# Air Treatment Equipment

## Heat Reclaim Ventilator

### Energy saving / Heat recovery functions

Air conditioner and ventilation system can be interlocked to provide even greater comfort and energy saving.

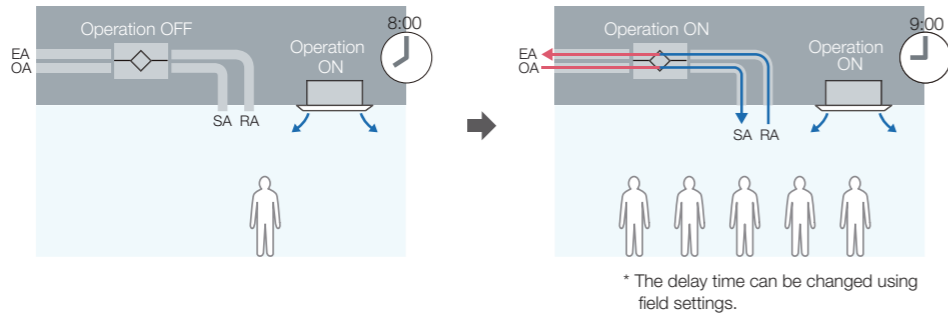
The system can be interlocked with Daikin air conditioners to provide energy saving ventilation solution for various situation.



### Pre-cool, Pre-heat control

Intentional delay of the start-up time

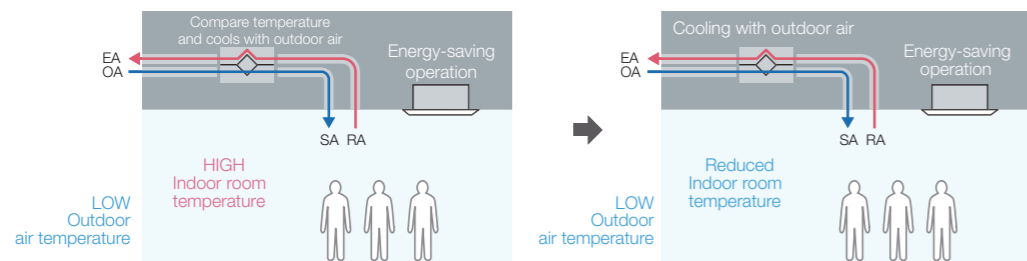
When the air conditioner is started up, the ventilation start-up is delayed to reduce load caused by the outside air. This reduces power consumption of air conditioners.



### Auto-ventilation mode changeover switching

Automatically determine the appropriate ventilation for each situation

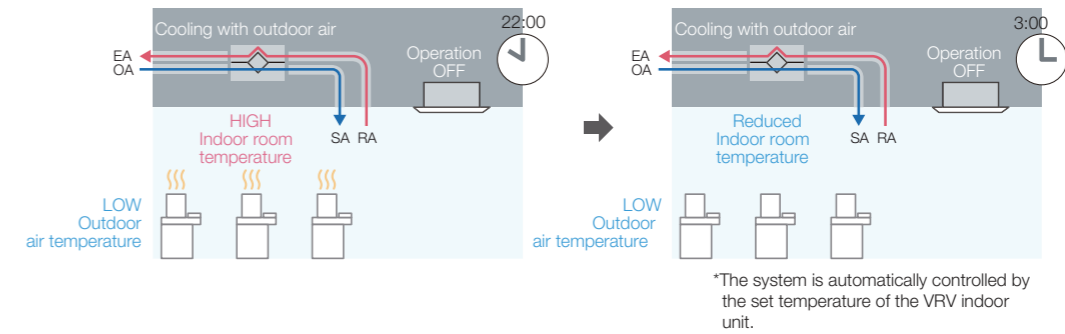
Indoor temperature and the outdoor temperature are detected, and the system automatically switches to the ventilation mode which has higher energy-saving effect.



### Nighttime free cooling operation

Efficient use of outdoor air at night.

Rise in indoor temperature is avoided by automatically cooling the outdoor air at night, thus reducing air conditioning load at the start of cooling operation on the next morning.



### CO<sub>2</sub> sensor control (Option)

When CO<sub>2</sub> sensor is installed, it detects the concentration of CO<sub>2</sub> in the indoor air and the Ventilation rate is controlled appropriately, reducing the air conditioning load due to ventilation.

### Improvement of IEQ (Indoor Environmental Quality)

#### PM2.5 filter (Option)

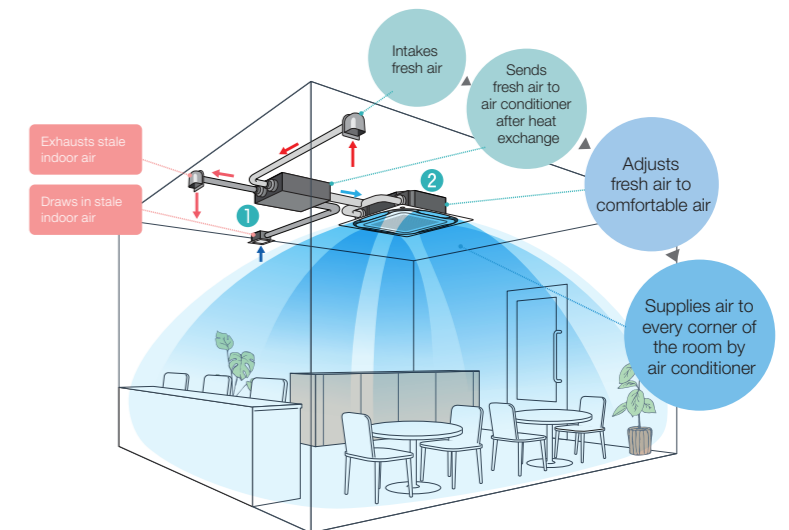
Removes PM2.5 particulate matter present in the outdoor air, as well as sulfur oxides and nitrogen oxides, providing clean fresh air to the indoor ambient.

- PM2.5 filter: Removes 99% or more of 2.5 μm particulate matter.
- Activated Carbon filter: Removes sulfur oxides and nitrogen oxides.

#### Fresh Air Comfort

Round Flow Cassette indoor units can be connected to a duct to provide fresh outdoor air for comfortable air from the air conditioner. Installation is also possible for existing indoor units.

- 1 Heat Reclaim Ventilator
- + 2 Round Flow Cassette (including with sensing type)



# Air Treatment Equipment

## Heat Reclaim Ventilator

### Specifications

Model				VAM150HVE	VAM250HVE	VAM350HVE	VAM500HVE	VAM650HVE	VAM800HVE	VAM1000HVE	VAM1500HVE	VAM2000HVE	
Power Supply				220-240V/1Phase/50Hz									
Temperature exchange efficiency (50/60 Hz)	For Cooling	Ultra-High	%	66.0/66.0	60.5/60.5	65.0/65.0	61.5/61.5	59.5/59.5	61.5/61.5	58.0/58.0	61.5/61.5	58.5/58.5	
		High	%	66.0/66.0	60.5/60.5	65.0/65.0	61.5/61.5	59.5/59.5	61.5/61.5	58.0/58.0	61.5/61.5	58.5/58.5	
		Low	%	69.0/69.5	65.0/65.5	70.0/70.0	63.0/64.0	62.5/63.0	64.0/65.0	61.5/62.0	65.5/66.0	65.5/65.5	
Enthalpy exchange efficiency (50/60 Hz)	For Cooling	Ultra-High	%	63.5/63.5	60.0/60.0	62.5/62.5	62.5/62.5	60.0/60.0	63.0/63.0	60.0/60.0	63.0/63.0	60.0/60.0	
		High	%	63.5/63.5	60.0/60.0	62.5/62.5	62.5/62.5	60.0/60.0	63.0/63.0	60.0/60.0	63.0/63.0	60.0/60.0	
		Low	%	66.0/66.5	61.5/62.0	64.5/65.0	64.0/65.0	62.5/63.0	64.5/65.5	62.0/62.5	65.5/66.0	64.5/64.5	
Power Consumption (50/60 Hz)	Heat exchange mode	Ultra-High	W	96-103/132	126-141/172	178-193/231	296-326/390	381-426/472	664-684/829	683-736/883	1,274-1,353/1,645	1,365-1,471/1,763	
		High	W	90-93/118	114-123/144	163-170/207	248-261/329	307-319/413	603-612/712	621-656/763	1,207-1,225/1,423	1,241-1,311/1,526	
		Low	W	68-73/67	75-83/79	132-142/145	223-233/268	264-276/332	504-544/562	539-569/594	1,008-1,089/1,125	1,079-1,138/1,188	
	Bypass mode	Ultra-High	W	96-103/132	126-141/172	178-193/231	296-326/390	381-426/472	664-684/829	683-736/883	1,274-1,353/1,645	1,365-1,471/1,763	
		High	W	90-93/118	114-123/144	163-170/207	248-261/329	307-319/413	603-612/712	621-656/763	1,207-1,225/1,423	1,241-1,311/1,526	
		Low	W	68-73/67	75-83/79	132-142/145	223-233/268	264-276/332	504-544/562	539-569/594	1,008-1,089/1,125	1,079-1,138/1,188	
Sound Level (50/60 Hz)	Heat exchange mode	Ultra-High	dB(A)	33.0-34.0/34.0	33.0-34.0/33.5	32.0-33.0/34.5	36.0-37.0/38.5	37.5-38.0/38.0	41.5-42.5/41.0	42.0-43.0/42.5	43.0-44.0/44.0	43.5-44.0/44.5	
		High	dB(A)	30.5-32.0/28.0	31.5-32.5/28.0	30.0-31.5/27.5	35.0-36.0/35.0	36.0-36.5/37.0	39.5-41.0/37.0	40.0-41.0/38.0	41.0-42.5/39.0	41.5-43.0/40.0	
		Low	dB(A)	23.0-25.5/20.0	23.0-25.5/21.0	26.5-28.5/22.0	32.0-34.0/31.0	34.0-35.0/32.5	36.0-38.5/33.0	38.0-39.5/34.5	38.0-40.5/35.0	39.0-41.0/36.5	
	Bypass mode	Ultra-High	dB(A)	33.5-34.0/36.0	33.0-34.0/34.5	32.5-33.5/34.5	36.0-37.0/38.5	39.5-40.0/42.0	41.5-42.5/41.0	42.0-43.0/42.5	43.0-44.0/44.0	43.5-44.0/44.5	
		High	dB(A)	31.5-33.0/28.5	31.0-32.5/29.0	31.0-32.0/27.5	35.0-36.0/35.0	38.0-38.5/39.0	39.5-41.0/37.0	40.0-41.0/38.0	41.0-42.5/39.0	41.5-43.0/40.0	
		Low	dB(A)	23.0-25.5/20.5	23.5-25.5/21.5	27.0-29.0/23.0	32.0-34.0/31.0	35.5-36.5/33.5	36.0-38.5/33.0	38.0-39.5/34.5	38.0-40.5/35.0	39.0-41.0/36.5	
Casing				Galvanised steel plate									
Insulation Material				Self-extinguishable polyurethane foam									
Dimensions (H x W x D)				mm			278 x 551 x 810	306 x 800 x 879	338 x 832 x 973	387 x 1,012 x 1,110		785 x 1,012 x 1,110	
Machine Weight				kg			22	31	41	43	63	133	
Heat Exchange System				Specially processed nonflammable paper									
Heat Exchange Element Material				Multidirectional fibrous fleeces									
Fan	Type	Sirocco fan											
	Airflow Rate (50/60 Hz)	Ultra-High	m <sup>3</sup> /h	150/150	250/250	350/350	500/500	650/650	800/800	1,000/1,000	1,500/1,500	2,000/2,000	
		High	m <sup>3</sup> /h	150/150	250/250	350/350	500/500	650/650	800/800	1,000/1,000	1,500/1,500	2,000/2,000	
		Low	m <sup>3</sup> /h	100/80	165/145	275/235	470/420	570/495	720/610	880/835	1,350/1,250	1,650/1,580	
	External static pressure (50/60 Hz)	Ultra-High	Pa	125-140/155	115-130/135	170-185/230	165-190/245	185-190/260	210-235/250	205-225/220	195-215/235	190-210/210	
		High	Pa	100-120/100	80-90/60	145-165/80	140-175/180	140-155/210	170-215/140	155-195/100	150-180/125	140-180/85	
Low		Pa	44-80/28	35-75/20	90-102/36	124-155/127	108-119/122	138-174/81	115-150/70	123-146/88	96-123/53		
Motor Output	kW	0.030 x 2		0.060 x 2		0.100 x 2		0.170 x 2		0.190 x 4			
Effective ventilation rate	Ultra-High	%	90										
Connection duct diameter	Indoor side	mm	ø100	ø150		ø200		ø250		ø250 x 4			
	Outdoor side	mm										□ (680 x 290) x 2	
Unit ambient condition				-15°C to 50°CDB, 80%RH or less									

Notes:

- Airflow rate can be changed over to Low mode or High mode.
- Temperature Exchange Efficiency is the mean value between cooling and heating.
- Efficiency is measured under the following conditions: Ratio of rated external static pressure has been maintained as follows; outdoor side to indoor side = 7 to 1.
- In conformance with JIS standards (JIS B 8628), operating sound level is based on the value when one unit is operated, with the value converted for an anechoic chamber. This is transmission sound from the main unit, and does not include sound from the discharge grille. Thus it is normal for the sound to be louder than the indicated value when the unit is actually installed.

### Standard remote controller :




- BRC1H62W/BRC1H62K

### Optional remote controller :

- Navigation remote controller - BRC1E63
- Simplified remote controller - BRC2E61

(Optional controller are connectable with some function limitation)

## Remote controller function for Heat Reclaim Ventilator

Function	Detail	BRC1H63W(K)	BRC1E63	BRC2E61
				
Air conditioner interlock	Interlock Heat Reclaim Ventilator with air conditioner by one remote controller	●	●	●
Ventilation mode	Switch the ventilation mode (Automatic, Heat exchange, Bypass)	●	●	—
Ventilation airflow rate	When using CO <sub>2</sub> sensor, ventilation volume can be changed	●	●	●
Fresh up indication	Indicates that fresh up operation is being carried out	●	—	—
CO <sub>2</sub> indication	Indicates value of CO <sub>2</sub> sensor	○	—	—
Outdoor temperature indication	Indicates outdoor air temperature (OA)	○	—	—
Nighttime free cooling indication	Indicates that night purge operation is set	○	—	—
24 hour ventilating indication	Indicates that 24 hour ventilating operation is set	○	—	—
Ventilating operation indication	Indicates that ventilating operation is being carried out even when night purge operation and 24 hour ventilating operation is being carried out	●	●	—
Ventilating standby indication	Indicates that ventilating operation has been stopped temporarily during pre-cool / pre-heat control	○	—	—
Sharing CO <sub>2</sub> data	Share the CO <sub>2</sub> data to submit from main unit with in the group	○	—	—

○ : New functions / ● : Installed functions

## Options

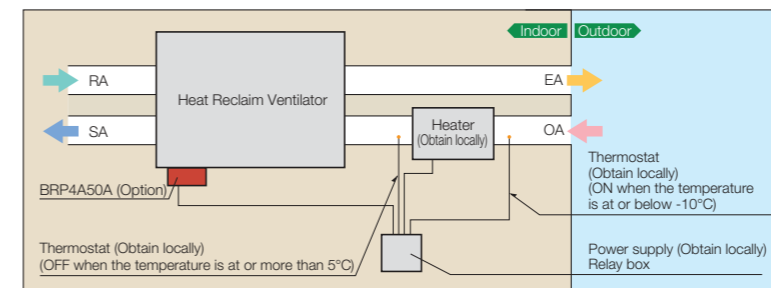
Item	MODEL	VAM150HVE	VAM250HVE	VAM350HVE	VAM500HVE	VAM650HVE	VAM800HVE	VAM1000HVE	VAM1500HVE	VAM2000HVE
Additional function	Silencer	—								
	Nominal pipe / mm	—								
	High efficiency filter	KAF242J25M			KAF242J50M		KAF242J65M		KAF242K100M	
Air filter for replacement	KAF241L25M			KAF241L35M		KAF241L65M		KAF241L100M		KAF241L100M x 2
Flexible duct (1m)	K-FDS101E	K-FDS151E			K-FDS201E		K-FDS251E			
Flexible duct (2m)	K-FDS102E	K-FDS152E			K-FDS202E		K-FDS252E			
CO <sub>2</sub> sensor* 2	BRYC24A25M	BRYC24A35M		BRYC24A65M		BRYC24A100M				
Humidity sensor	BRYH241A100 (for RA) / BRYH242A100 (for OA)									
PM2.5 filtration unit * 3	BAF249A150	BAF249A300	BAF249A350	BAF249A500		BAF429A20A				
PM2.5 with activated carbon filtration unit * 3	BAF249A150C	BAF249A300C	BAF249A350C	BAF249A500C		BAF429A20AC				
Streamer duct chamber	BDEZ500A60VE		BDEZ500A80VE		BDEZ500A140VE		BDEZ500A510VE			
Wired remote controller	BRC1H63W (White) / BRC1H63K (Black) / BRC1E63 / BRC2E61									
Controlling device	Centralised remote controller	DCS303A51*1								
	Central remote controller	DCS302CA61								
	Unified ON/OFF controller	DCS301BA61								
	Schedule timer	DST301BA61								
	Wiring adaptor for electrical appendices	KRP2A62								
PCB Adaptor	Installation box for adaptor PCB	KRP1C18A90								
	For heater control kit	BRP4A50A								
	PCB adaptor for wiring	KRP1C18								

Notes: \*1. For residential use only. When connect with a Heat Reclaim Ventilator (VAM), you can only switch the power ON/OFF. It cannot be used with other central control equipment.

\*2. Refer to pages 185 for details. \*3. Refer to pages 186 - 188 for details.

## PCB adaptor for heater control kit [BRP4A50A] (Option)

When the installation of an electric heater is required in a cold region, this adaptor with an internal timer function eliminates the complicated timer connecting work that was necessary with conventional heaters.



Notes when installing :

- Examine fully an installation place and specification for using the electric heater based on the standard and regulation of each country.
- Supply the electric heater and safety production devices such as a relay and a thermostat, etc of which qualities satisfy the standard and regulation of each country at site.
- Use a non-inflammable connecting duct to the electric heater. Be sure to use 2 m or more between the electric heater and the Heat Reclaim Ventilator for safety.
- For the Heat Reclaim Ventilator, use a different power supply from that of the electric heater and install a circuit breaker for each.

# Air Treatment Equipment

## Heat Reclaim Ventilator with DX-coil

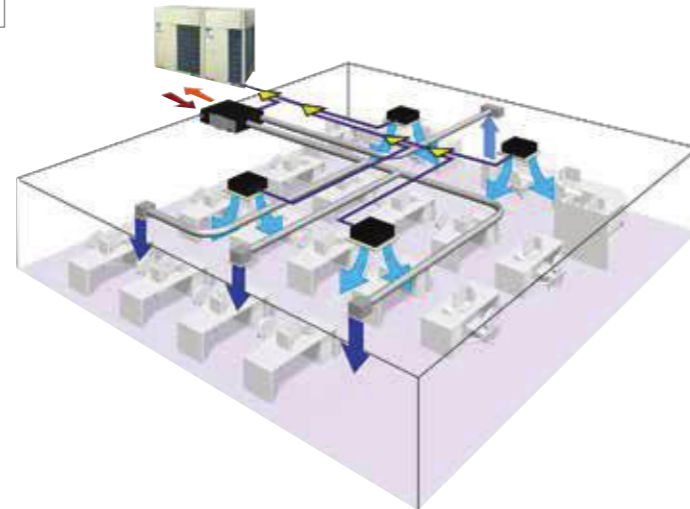
### VKM-GC Series

Air quality improvement by introducing fresh outdoor air in the room



#### Lineup

Model	VKM50GCVE	VKM80GCVE	VKM100GCVE
Capacity Index	31.25	50	62.5
Airflow rate	500 m³/h	750 m³/h	950 m³/h



#### ■ IAQ improvement by fresh air

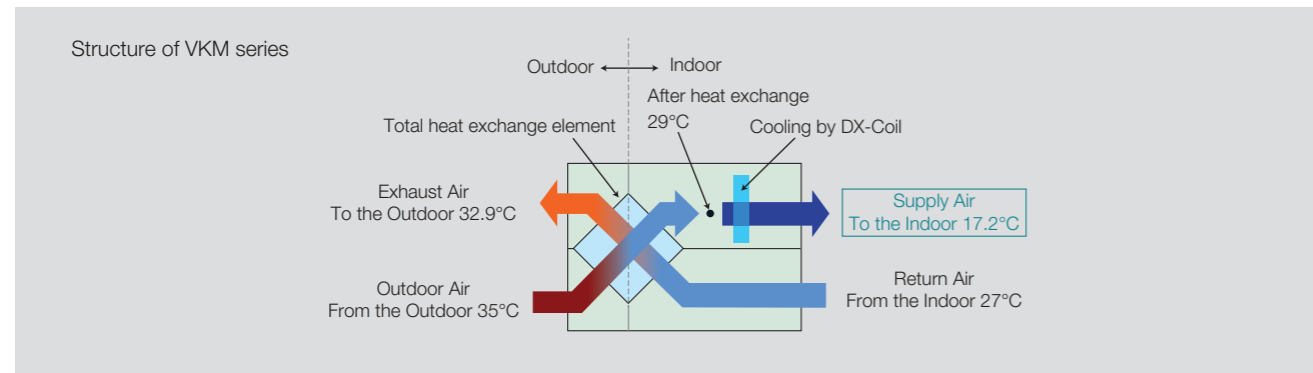
Maintains comfortable indoor air quality (IAQ) by adding fresh outdoor air having nearly the same temperature and humidity conditions as the indoor air.

This energy-saving heat reclaim ventilator further reduces air conditioning load.

#### ■ Heat reclaim ventilator + Heat exchanger Comfortable air supply

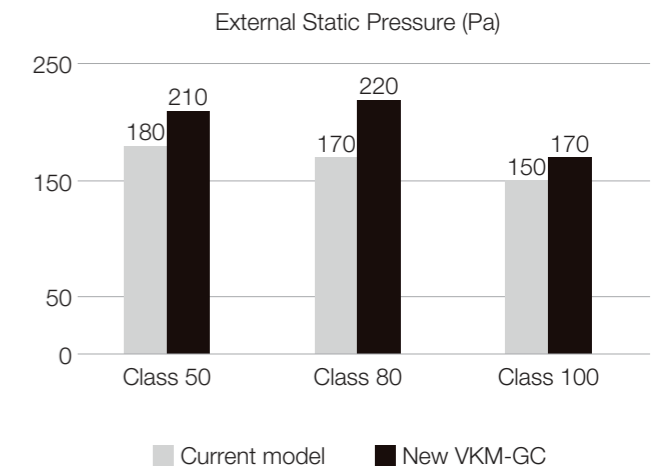
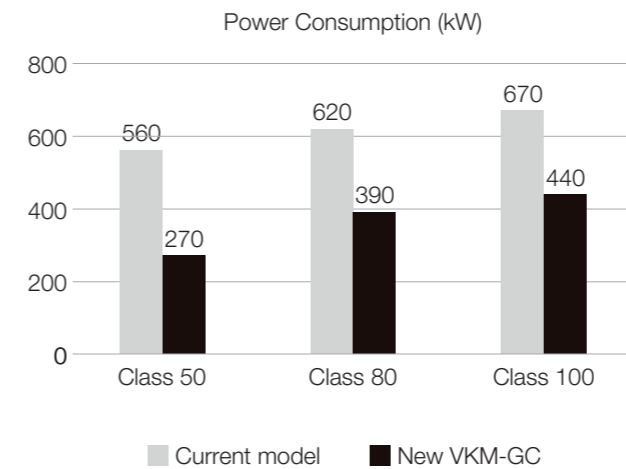
Equipped with a heat reclaim ventilator and a heat exchanger, the new VKM series minimizes room temperature fluctuations.

The supply air is cooled from 29°C to 17.2°C with DX-coil.



#### ■ Equipped with DC fan motor

- Energy saving: Power consumption reduced by up to 51% (Class 50)
- Flexible installation due to high external static pressure: Increase of up to +50 Pa (Class 80)



#### ■ CO2 sensor control (Option)

When CO2 sensor is installed, it detects the concentration of CO2 in the indoor air and the ventilation rate is controlled appropriately, reducing the air conditioning load due to ventilation.

#### ■ PM2.5 filter (Option)

Removes PM2.5 particulate matter present in the outdoor air, as well as sulfur oxides and nitrogen oxides, providing clean fresh air to the indoor ambient.

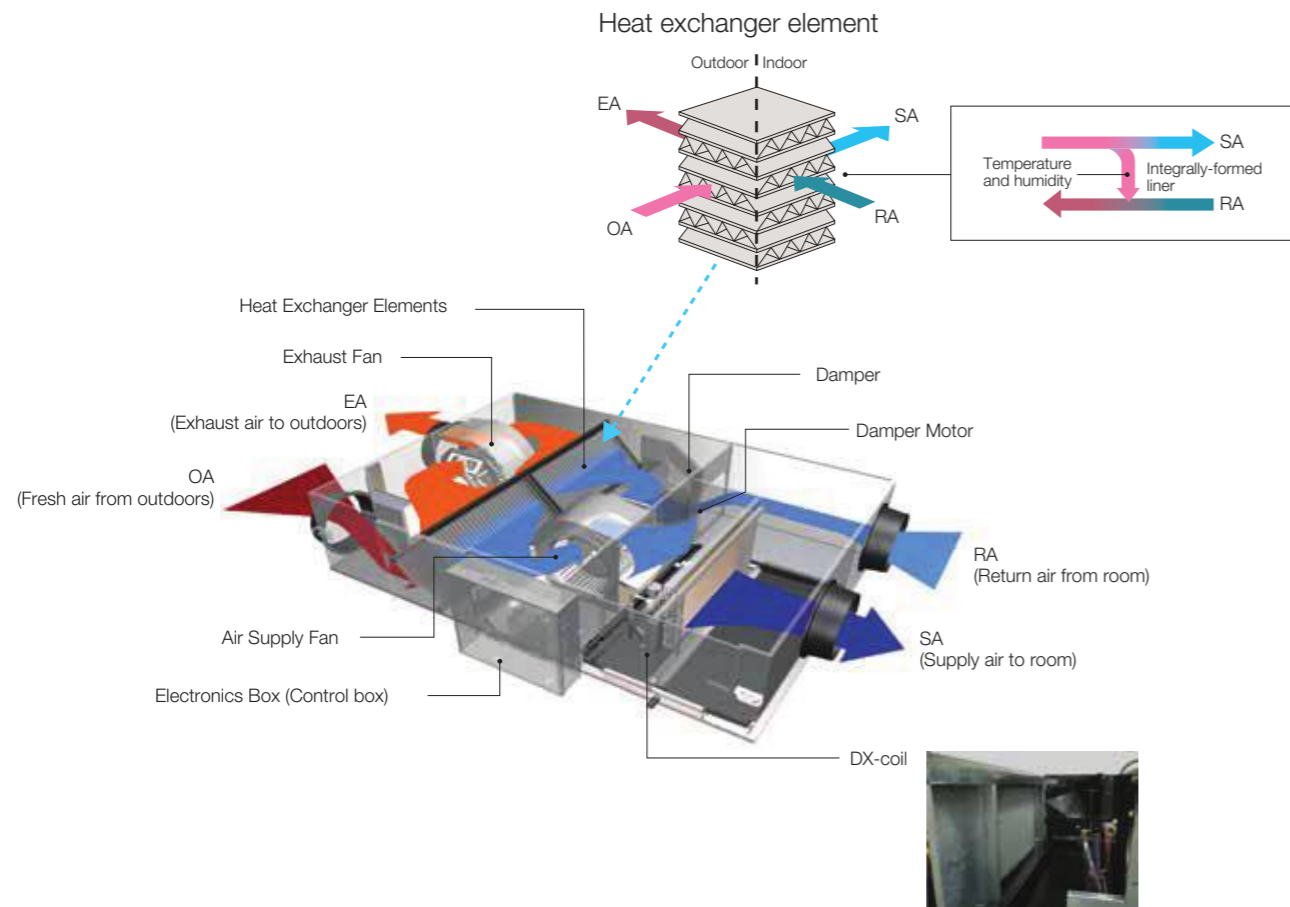
- PM2.5 filter: Removes 99% or more of 2.5 μm particulate matter.
- Activated Carbon filter: Removes sulfur oxides and nitrogen oxides

#### ■ Other characteristics

- Nighttime free cooling operation
- Stainless drain pan
- High-efficiency filter (Option)

# Air Treatment Equipment

A compact unit packed with Daikin's cutting-edge technologies.

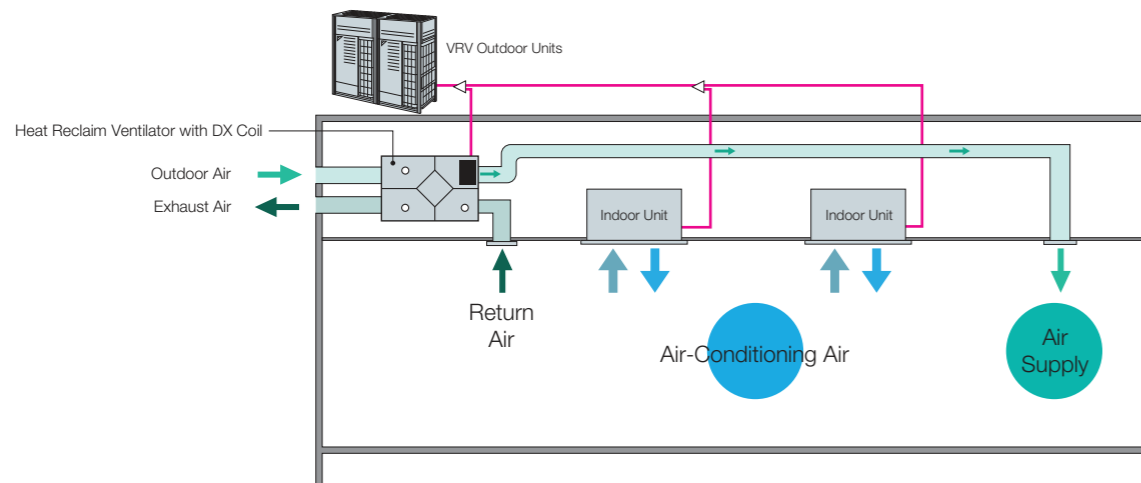


## Specifications

MODEL			VKM50GCVE	VKM80GCVE	VKM100GCVE
Refrigerant			R-410A		
Power Supply			220-240V/1Phase/50Hz		
Airflow Rate & External Static Pressure (Ultra-high / High / Low) (Note 4)	Airflow	m <sup>3</sup> /h	500/500/440	750/750/640	950/950/820
	Static pressure	Pa	210/170/140	220/180/125	170/120/90
Power Consumption (Ultra-high / High / Low)	Heat exchange mode	W	270/230/170	390/335/220	440/370/260
	Bypass mode	W	305/260/200	390/335/220	440/370/260
Fan Type			Sirocco Fan		
Motor Output			0.21x2		
Sound Level (Note 3) (Ultra-high / High / Low)	Heat exchange mode	dB	43/40.5/39	41.5/39/37	41/39/36.5
	Bypass mode	dB	43/41/39	41.5/39/37	41/39/36.5
Temp. Exchange Efficiency (Ultra-high / High / Low)			%		
			76/76/77.5		
			78/78/79		
			74/74/76.5		
Enthalpy Exchange Efficiency (Ultra-high / High / Low)	Cooling	%	64/64/67	66/66/68	62/62/66
	Heating	%	67/67/69	71/71/73	65/65/69
Heat Exchanging System			Air to Air Cross Flow Total Heat (Sensible + Latent Heat) Exchange		
Heat Exchanger Element			Specially Processed Non flammable Paper		
Air Filter			Multidirectional Fibrous Fleeces		
DX-coil Capacity (Cooling / Heating) (Note 1) (Note 2)			kW		
			2.8 / 3.2		4.5 / 5.0
					5.6 / 6.3
Dimensions (HeightxWidthxDepth)			mm		
			387 x 1,764 x 832		387 x 1,764 x 1,214
Piping Connection	Liquid	mm	φ 6.4 (Flare)		
	Gas	mm	φ 12.7 (Flare)		
	Drain		PT3/4 External Thread		
Machine Weight			kg		
			92		113
					115
Unit Ambient Condition			Around Unit		0°C-40°CDB, 80%RH or less
			OA (Note 5)		-15°C-40°CDB, 80%RH or less
			RA (Note 5)		0°C-40°CDB, 80%RH or less

- Notes: 1. Indoor temperature: 27°CDB, 19°CWB, Outdoor temperature: 35°CDB  
 2. Indoor temperature: 20°CDB, Outdoor temperature: 7°CDB, 6°CWB  
 3. The operating sound measured at the point 1.5 m below the centre of the unit is converted to that measured in an anechoic chamber built in accordance with the JIS C 1502 conditions. The actual operating sound varies depending on the surrounding conditions (near running unit's sound, reflected sound and so on) and is normally higher than this value. For operation in a quiet room, it is required to take measures to lower the sound. For details, refer to the Engineering Data.  
 4. Airflow rate can be changed over to Low mode or High mode.  
 5. OA: fresh air from outdoor. RA: return air from room.  
 6. Temperature exchange efficiency is the mean value for Cooling and Heating. Efficiency is measured under the following condition: Ratio of rated external static pressure outdoor to indoor is kept constant at 7 to 1.

Air conditioning and outdoor air processing can be accomplished using a single system.



- When the VKM series units are connected, the total connection capacity index must be 50% to 130% of the capacity index of the outdoor units.

## Options

Item		Type	VKM50GCVE	VKM80GCVE	VKM100GCVE
Controlling device	Remote controller *1		BRC1H63W(K) / BRC1E63		
	PCB Adaptor	Wiring adaptor for electrical appendices	KRP2A61		
		For heater control kit	BRP4A50A		
Additional function	Silencer	Nominal pipe diameter	mm	KDDM24B100	
				φ 250	
	High efficiency filter		KAF242J80M	KAF242J100M	
	Air filter for replacement		KAF241G80M	KAF241G100M	
Flexible duct		1 m	K-FDS201E	K-FDS251E	
		2 m	K-FDS202D	K-FDS252E	
CO <sub>2</sub> Sensor			BRYC24B50M	BRYC24B100M	
PM2.5 filtration unit *2			BAF249A500	BAF429A20A	
PM2.5 with activated carbon filtration unit *2			BAF249A500C	BAF429A20AC	
Streamer duct chamber			BDEZ500A60VE	BDEZ500A140VE	
			BDEZ500A140VE		

\*1. Necessary when operating a Heat Reclaim Ventilator (VKM) independently. When operating interlocked with other air conditioners, use the remote controllers of the air conditioners.

\*2. Refer to pages 186 - 188 for details.

• Please inquire concerning optional accessories not listed above.

# Air Treatment Equipment

## Outdoor-Air Processing Unit (Discharge Air Temperature Control Type)

### FXMQ-MF Series

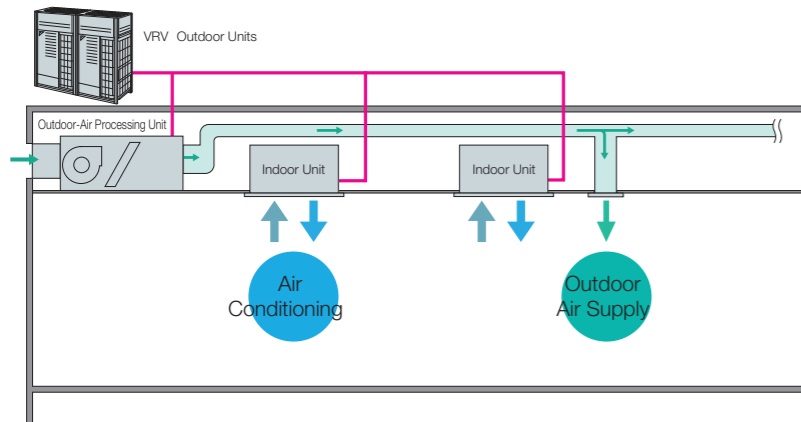
Combine fresh air treatment and air conditioning, supplied from a single system.



Fresh air treatment and air conditioning can be achieved with a single system. VRV indoor units for air conditioning and an outdoor-air processing unit can be connected to the same refrigerant line.

#### Lineup

Model Name	FXMQ125MFV7	FXMQ200MFV7	FXMQ250MFV7
Capacity index	125	200	250
Airflow rate	1,080 m <sup>3</sup> /h	1,680 m <sup>3</sup> /h	2,100 m <sup>3</sup> /h

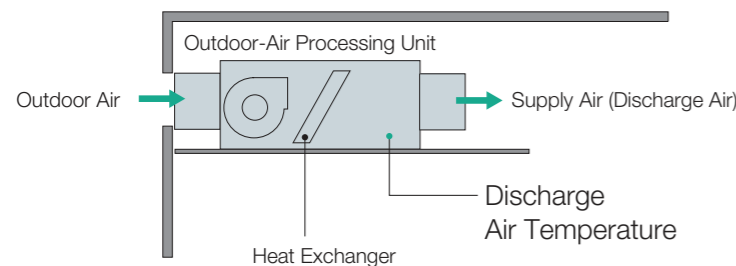


#### Connection Conditions

- Outdoor-air processing units can be used without indoor units. The total connection capacity index must be 50% to 100% of the capacity index of the outdoor units.
- When outdoor-air processing units and standard indoor units are combined, the total connection capacity index of the outdoor-air processing units must not exceed 30% of the capacity index of the outdoor units. Because connection is possible depending on conditions even when the capacity index of outdoor-air processing units exceeds 30% of the capacity index of the outdoor units, contact your local distributor.

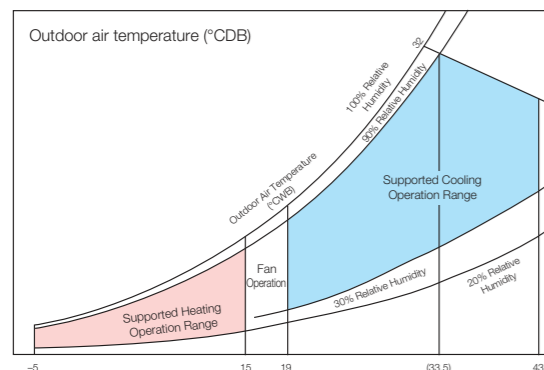
### Outdoor-air processing / Discharge air temperature control

The unit supplies outdoor fresh air controlling discharge air temperature from the unit.



- \* The default setting of the discharge air temperature is 18°C for cooling operation, and 25°C for heating operation.
- \* While in unit protection mode and depending on outdoor air conditions, discharge air temperature may not be at the set temperature.
- \* The fan stops in defrosting, oil returning and hot start operations due to mechanical protection control.

### Operation range



Applicable to outdoor air temperature range from -5 to 43°C. In cooling operation, 19 to 43°C is adoptable.

- Notes:
1. The operation range shown in the graph is under the following conditions. Equivalent piping length: 7.5 m, Height difference: 0 m.
  2. The system will not operate in fan mode when the outdoor air temperature is 5°C or below.

#### Precautions for use of FXMQ-MF series

1. This unit is intended for the treatment of outdoor air only. Not to be used for maintaining indoor air temperature. Be sure that the discharge airflow will not blow on people directly.
2. Group control of the product and standard indoor units is not supported. A separate remote controller should be connected to individual unit.
3. If the unit is utilised to operate 24 hours a day, maintenance (part replacement, etc.) must be performed periodically.
4. Temperature setting and Power Proportional Distribution (PPD) are not possible even if the intelligent Touch Controller or the intelligent Touch Manager is installed.
5. The remote controller wired to the outdoor-air processing unit must not be set as the master remote controller. Otherwise, when set to "Auto," the operation mode will switch according to the outdoor air conditions, regardless of the indoor temperature.

### Specifications

Type	Ceiling Mounted Duct Type			
MODEL	FXMQ125MFV7	FXMQ200MFV7	FXMQ250MFV7	
Power supply	1-phase 220-240 V, 50 Hz			
Cooling capacity *1	Btu/h	47,800	76,400	
	kW	14.0	22.4	
Power consumption	kW	0.359	0.548	
			0.638	
Casing	Galvanised steel plate			
Dimensions (H × W × D)	mm	470 × 744 × 1,100	470 × 1,380 × 1,100	
Fan	Motor output	kW		
	Airflow rate	m <sup>3</sup> /min	18	28
		cfm	635	988
External static pressure	220 V/240 V	Pa	185/225	
Air filter		*2		
Refrigerant piping	Liquid	mm	φ9.5 (Flare)	
	Gas	mm	φ15.9 (Flare)	
	Drain	mm	φ19.1 (Brazing)	
Machine weight	kg	86	123	
Sound level *3	220 V/240 V	dB(A)		
Connectable outdoor units *4		6 HP and above	8 HP and above	
Operation range (Fan mode operation between 15 and 19°C)		19 to 43°C		
Range of the discharge temperature *5		13 to 25°C		

- Notes:
- \*1. Specifications are based on the following conditions:
    - Cooling: Outdoor temp. of 33°CDB, 28°CWB (68% RH), and discharge temp. of 18°CDB.
    - Equivalent reference piping length: 7.5 m (0 m horizontal)
  - \*2. An intake filter is not supplied, so be sure to install the optional long-life filter or high-efficiency filter.
  - \*3. Anechoic chamber conversion value, measured at a point 1.5 m downward from the unit centre. These values are normally somewhat higher during actual operation as a result of ambient conditions.
  - \*4. It is possible to connect to the outdoor unit if the total capacity of the indoor units is 50% to 100% of the capacity index of the outdoor unit.
  - \*5. Local setting mode is not displayed on the remote controller.
    - This equipment cannot be incorporated into the remote group control of the VRV system.

### Options

MODEL	FXMQ125MFV7	FXMQ200MFV7	FXMQ250MFV7	
Operation/control	Operation remote controller	BRC1H63W(K) / BRC1E63 / BRC2E61		
	Central remote controller	DCS302CA61		
	Unified ON/OFF controller	DCS301BA61		
	Schedule timer	DST301BA61		
	Wiring adaptor for electrical appendices (2)	KRP4AA51		
Filters	Long-life replacement filter	KAF371N140	KAF371N280	
	High-efficiency filter	Colourimetric method 65%	KAF372M140	KAF372M280
		Colourimetric method 90%	KAF373M140	KAF373M280
Filter chamber *	KDJ3705L140	KDJ3705L280		
Streamer duct chamber	BDEZ500A140VE	BDEZ500A510VE		
Drain pump kit	KDU30L250VE			
Adaptor for wiring	KRP1B61			

- Notes:
- \* Filter chamber has a suction-type flange. (Main unit does not.)
  - Dimensions and weight of the equipment may vary depending on the options used.
  - Some options may not be usable due to the equipment installation conditions, so please confirm prior to ordering.
  - Some options may not be used in combination.
  - Operating sound may increase somewhat depending on the options used.

# Air Treatment Equipment

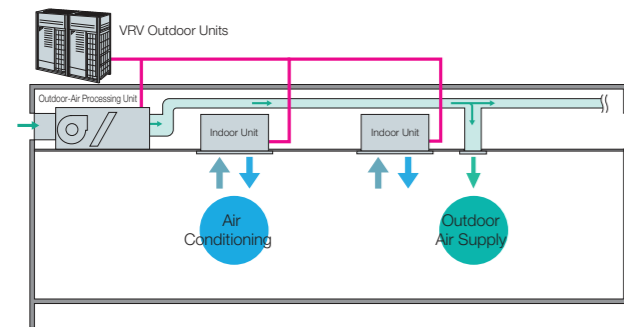
## Outdoor-Air Processing Unit (Room Temperature Control Type)

### New FXMQ-BF Series

Improve IAQ with fresh air ventilation and precise room temperature control



Fresh air treatment and air conditioning can be achieved with a single system. VRV indoor units for air conditioning and an outdoor-air processing unit can be connected to the same refrigerant line.



#### Lineup

Model Name	FXMQ80BFV24	FXMQ140BFV24	FXMQ200BFV24	FXMQ250BFV24
Capacity index	80	140	200	250
Airflow rate	690 m³/h	1,230 m³/h	1,740 m³/h	2,160 m³/h

Type of connected indoor units	Connction ratio	FXMQ-BF connection ratio
FXMQ-BF only		50%-130%
Mixed combination (FXMQ-BF and standard VRV indoor units)	120%-130%	≤10%
	110%-120%	≤20%
	100%-110%	≤30%
	50%-100%	≤40%

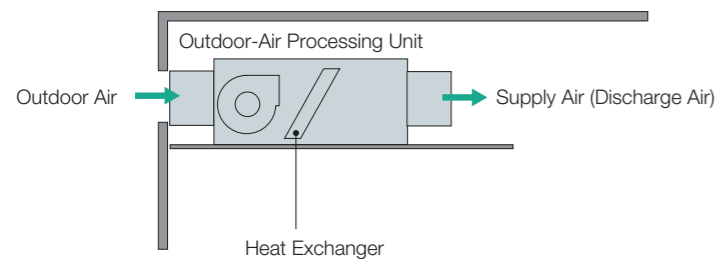
$$\text{Connection ratio} = \frac{\text{Total capacity index of the indoor units}}{\text{Capacity index of the outdoor units}}$$

#### Larger connection ratio

Maximum connection ratio increased from 100% to 130%. When outdoor-air processing units and standard VRV indoor units are combined, the total connection capacity index of the outdoor-air processing units must not exceed 40% of the capacity index of the outdoor units.

### Outdoor-air processing / Room temperature control

The unit improves IAQ with fresh air ventilation and precise room temperature control.



Set point temperature can be selected similar to standard VRV indoor unit. Maintains comfortability and precise temperature control in large areas with the remote sensor option BRCS01A-6.

\* This unit cannot be used to handle internal heat loads.  
 \* The discharge air temperature changes depending on the air conditioning load, outside air temperature, and operation of the protective device.  
 \* When the protection function is activated, unprocessed outside air maybe sent directly.  
 \* The fan stops in defrosting, oil returning and hot start operations due to mechanical protection control.

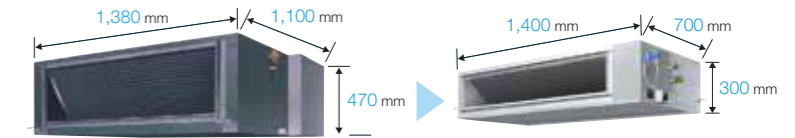
#### 3-step airflow control

Control of the airflow rate has been improved from 1-step to 3-step control, which enhance usage and design flexibility.

#### Slim & compact design

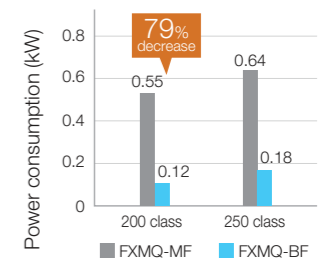
Only 300 mm in height and 700 mm in depth, the new casing comes with smaller footprint and with 59% reduction\* in unit size.

\* Reduction in size compared to conventional FXMQ200/250MF series



#### Lower power consumption

The change from AC motor to DC motor resulted in lower power consumption and more energy efficiency. The new FXMQ200BF requires 79% less power consumption making it the perfect choice for small commercial applications.



#### VRT control

With the VRT\* control feature, higher efficiency can be achieved.

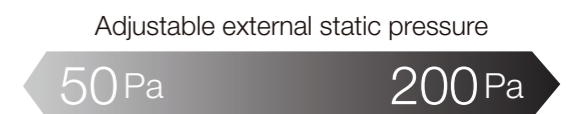
\* Default setting is VRT off and field setting is required.

#### New small capacity model

The new 9 kW capacity model is the perfect fit for smaller business such as small/medium-sized shops and convenience stores.

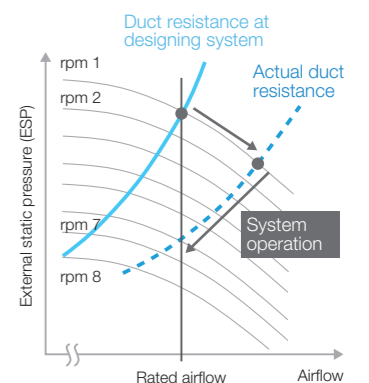
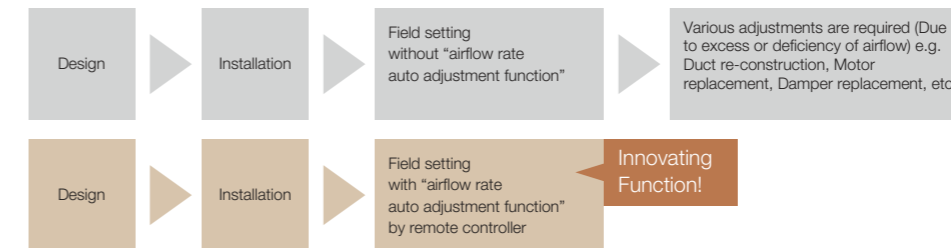
#### Adjustable external static pressure

Using a DC fan motor, the external static pressure can be controlled within a range of 50 Pa to 200 Pa.



#### “Airflow rate auto adjustment function” at field setting (local setting by remote controller)

\*This function can only be set via wired remote controller.



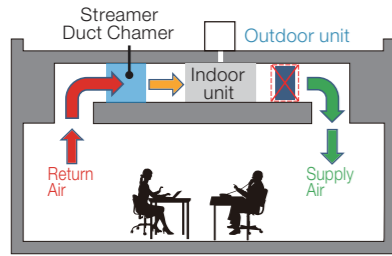
<Mechanism>  
 1. During field setting, power input of DC fan is detected.  
 2. External static pressure is estimated from power input of DC fan because PCB of FXMQ-BF has table of external static pressure vs. power input of DC fan.  
 3. Actual duct resistance is calculated according to 1 and 2.  
 4. Fan speed is automatically adjusted to produce rated airflow.

Notes: “Airflow rate auto adjustment function” can be adjusted within ±10% of rated airflow. (Refer to Engineering Data Book for details)  
 “Airflow rate auto adjustment function” should be used at field setting only.

# Installation Conditions

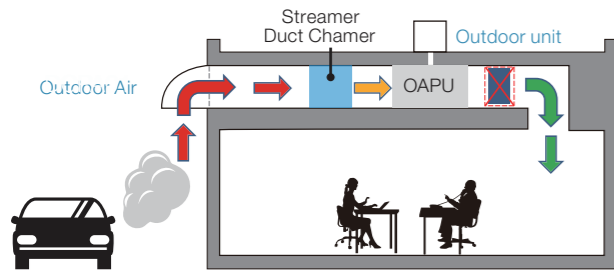
## Duct Type Indoor Unit

For Duct Type Indoor Unit, Streamer Duct Chamber must be installed before the air conditioner unit to avoid condensation issue due to cold air draft.



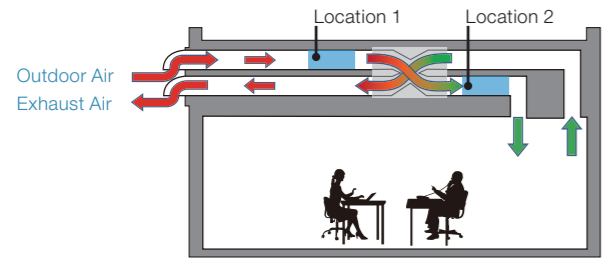
## Outdoor Air Processing Unit

For Outdoor Air Processing Unit that combine fresh air treatment and air conditioning. Streamer Duct Chamber must be installed before the air conditioner unit to avoid condensation issue due to cold air draft. Besides, it can avoid OAPU to get dirty from the outdoor polluted air.



## Heat Reclaim Ventilator (VAM Series)

For Heat Reclaim Ventilator (VAM Series). Streamer Duct Chamber can be installed in either Location 1 or Location 2. However, Location 1 is highly recommended in order to avoid VAM to get dirty from the outdoor polluted air.




## Installation Position for Each System

- If the temperature and humidity inside the ceiling exceed 30°C or RH80%, apply additional insulation materials to the main unit. Refer to engineering data for operating areas. Use glass wool or polyethylene foam as insulation not thicker than 10 mm and fits inside the ceiling opening.
- If the unit intakes foggy, misty, or humid air, water droplets will drip from the air filter or heat exchange element, causing water leakage or failure. If the room is under negative pressure or if there is a strong outside wind, the unit may intake outside air even when the unit is not in operation. In such cases, install an electric shutter, etc., to prevent outside air from coming in.

- (1) Select an installation site where the following conditions are fulfilled
  - Location with sufficient strength and stability (beams, ceiling, and other locations capable of fully supporting the weight of the unit). Insufficient strength may result in the unit falling over and causing injury. It may also cause vibration and unusual noise.
  - Where nothing blocks are passage.
  - Where the Unit is not in direct contact with the ceiling or wall. If the unit is in contact with the ceiling or wall, it can cause vibration.
  - Where sufficient service space and space for duct connection can be secured.
  - Where the unit is not in direct contact with the ceiling or wall.
  - Where ceiling materials are present (this unit can be installed only above the ceiling). In the absence of ceiling materials. The unit may make noise in quiet places.
- (2) Suspension bolts are used for installation. Check whether the installation location can withstand the weight of the main unit and, if necessary, reinforce the location with beams, etc., before installing the unit.

# Display panel

Stylish outlook, without affecting the building interior design

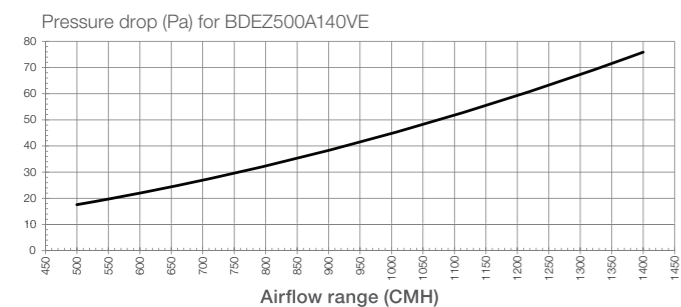
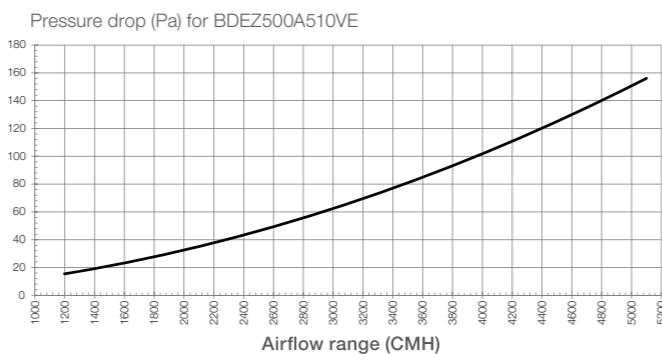
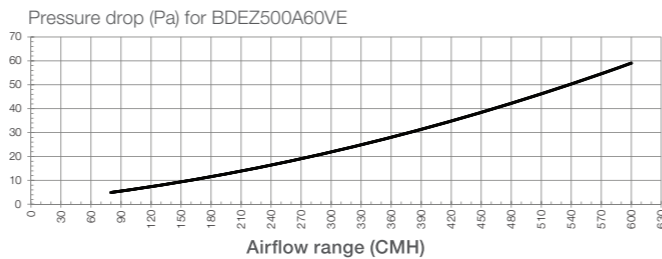


## CAUTION

- Keep the Streamer Duct Chamber and the Streamer display unit least 1 m away from televisions, radios, stereos, and other similar equipment. This may cause distorted picture or noise.
- Turn off the main power supply when it is not used for long periods of time. When the main power switch is turned on, some watts of electricity is being consumed even if the system is not operating.
- Do not install the Streamer display unit where direct sunlight may fall on it. This may cause discoloration or deformation.

# Pressure Drop Chart

Pressure drop chart in each model is as below. Please select the model according to the airflow range required for the entire air conditioning system.



# Specification

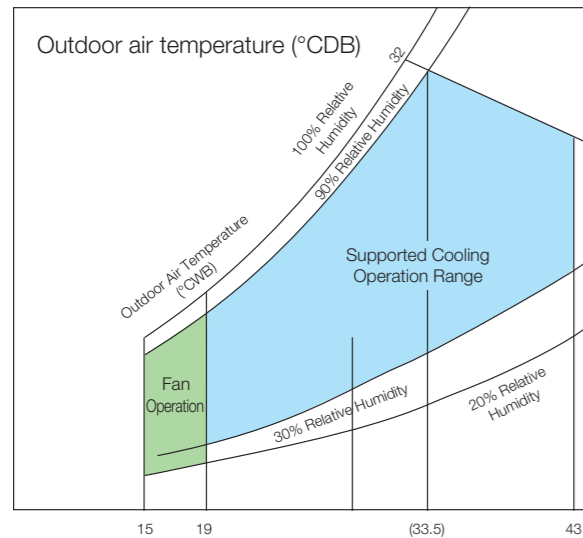
Model Name	BDEZ500A60VE	BDEZ500A140VE	BDEZ500A510VE	
Outlook				
Power Supply	220-240V/1Phase/50Hz			
Casing Dimension	H (mm)	269	269	318
	W (mm)	419	819	1419
	D (mm)	418	418	653
Operating Temperature	°C -10 to 50			
Operating Humidity	% Max. 80%RH			
Airflow	CMH 80 - 600	500 - 1400	1200 - 5100	
Initial Pressure Drop	Pa 5 - 59	18 - 76	16 - 156	
Dust Collection Filter (MERV 14) Lifespan	Months (based on median CMH) 12	12	12	
Weight	kg 13	19	38	
Power Consumption	W 6.0	8.5	11.0	
Sound Pressure Level	No increase in Sound Pressure Level as overall system			
Filters Quantity	Pre-Filter	1	2	4
	Dust Collection Filter (MERV 14)	1	2	4
	Deodorizing Filter	1	2	4
Replacement Filter Dust Collection Filter (MERV 14)	BAFH500A60 (1pc)	BAFH500A140 (2pcs)	BAFH500A510 (4pcs)	
Dimension H*W*D (mm)	221 x 392 x 50 (referring to 1pc only)		450 x 343 x 50 (referring to 1pc only)	
Working Method	DP sensor			

# Air Treatment Equipment

## Outdoor-Air Processing Unit (Room Temperature Control Type)

### Extended operation range

The outdoor operation temperature range extended from 19 to 15°CDB\*. This enables reliable operation even under wider temperature conditions.



Extended operation range:  
Cooling: 15°CDB to 43°CDB

\* Thermo-off (fan) operation starts automatically when cooling 19°CDB or less. Operation range can be extended to 15°CDB by field setting.

### High efficiency filter (MERV8/MERV14) (Option)

The filter options of MERV8 and MERV14 are available. The high efficiency filter can help remove infectious aerosol in the air.



MERV8 filter



MERV14 filter

### Specifications

Model		FXMQ80BFV24	FXMQ140BFV24	FXMQ200BFV24	FXMQ250BFV24
Power supply		220-240V/1Phase/50Hz			
Cooling capacity <sup>*1</sup>	Btu/h	30,700	54,600	76,400	95,500
	kW	9.0	16.0	22.4	28.0
Power consumption	kW	0.080	0.100	0.115	0.180
Casing		Galvanised steel plate			
Dimensions (H×W×D)		mm	300×700×700	300×1,000×700	300×1,400×700
Fan	Motor output	kW	0.140		
	Airflow rate (H/M/L)	m <sup>3</sup> /min	11.5/8.6/5.8	20.5/15.4/10.3	29.0/21.8/14.5
		cfm	406/304/205	724/544/364	1,024/770/512
External static pressure	Pa	Rated 100 (200-50)			
Air filter		*2			
Refrigerant piping	Liquid	mm	φ9.5 (Flare)		
	Gas		φ15.9 (Flare)	φ19.1 (Brazing)	φ22.2 (Brazing)
	Drain		VP25 (External dia. 32, Internal dia. 25)		
Machine weight	kg	29	37	47	48
Sound level (H/M/L) <sup>*3</sup>	dB(A)	37.5/30/23	41/34/25	42/35/26	44/36/27
Operation range <sup>*4</sup>	°CDB	15 to 43			

Notes:

\*1. The capacity is the maximum value under the following conditions:

- Cooling: Indoor temp. of 33°CDB, 28°CWB, Outdoor temp. of 33°CDB.
- Equivalent reference piping length: 7.5 m (0 m horizontal)
- The rated external static pressure and air volume are set in ().

\*2. An intake filter is not supplied, so be sure to install the optional filter.

\*3. Anechoic chamber conversion value, measured at a point 1.5 m downward from the unit centre. These values are normally somewhat higher during actual operation as a result of ambient conditions.

\*4. The operation range can be extended to 15°C by field setting.

When fresh air intake mode is enabled, operation range cannot be extended. (limit at 19 to 43°C)

### Options

Model		FXMQ80BFV24	FXMQ140BFV24	FXMQ200BFV24	FXMQ250BFV24
Operation/control	Wired remote controller	BRC1H63W(K) / BRC1E63 / BRC2E61			
	Wireless remote controller	BRC4C66			
	Remote sensor (for indoor temperature)	BRCS01A-6			
	Central remote controller	DCS302CA61			
	Unified ON/OFF controller	DCS301BA61			
	Schedule timer	DST301BA61			
Filters	MERV8 filter	BAF376B56	BAF376B80	BAF376B160	
	MERV14 filter	BAF377B56	BAF377B80	BAF377B160	
	Filter chamber for MERV8/14 filter	KDDF37AB56	KDDF37AB80	KDDF37AB160	
	Long life replacement filter	KAF371B56	KAF371B80	KAF371B160	
Streamer duct chamber	BDEZ500A140VE	BDEZ500A140VE BDEZ500A510VE	BDEZ500A510VE		
Service panel	KTBJ25K56F	KTBJ25K80F	KTBJ25K160F		
Air discharge adaptor	KDAJ25K56A	KDAJ25K71A	KDAJ25K140A		
Adaptor for wiring (operation status output)	H BRP11B62				
Wiring adaptor for electrical appendices (1)	H KRP2A61				
Wiring adaptor for electrical appendices (2)	H KRP4AA51				
Installation box for adaptor PCB ☆ <sup>*1</sup>	H KRP4A96 <sup>*2,3</sup>				
External control adaptor for outdoor unit	H DTA104A61				
Adaptor for multi tenant (24V type)	H DTA114A61				
Multi tenant unit for indoor (24V free type)	H BRP114A61				
Multi tenant unit Booster (24V free type)	H BRP114A63				
Digital input adaptor for hotel application	H BRP7A53				

Notes:

\*1. Installation Box ☆ is necessary for each adaptor marked ★.

\*2. Up to 2 adaptors can be fixed for each installation box.

\*3. Only one installation box can be installed for each indoor unit.

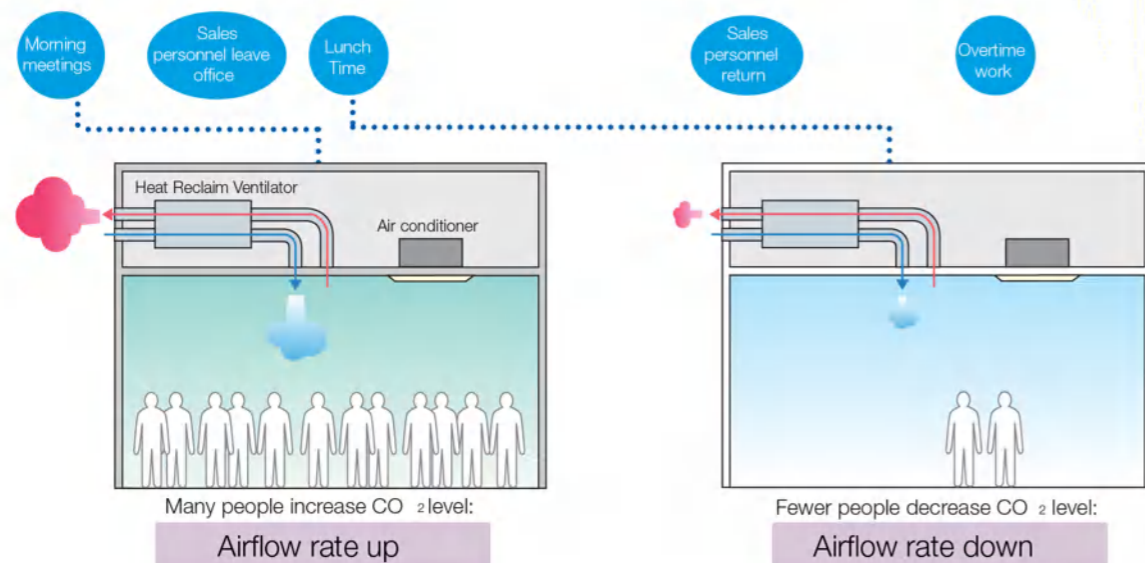
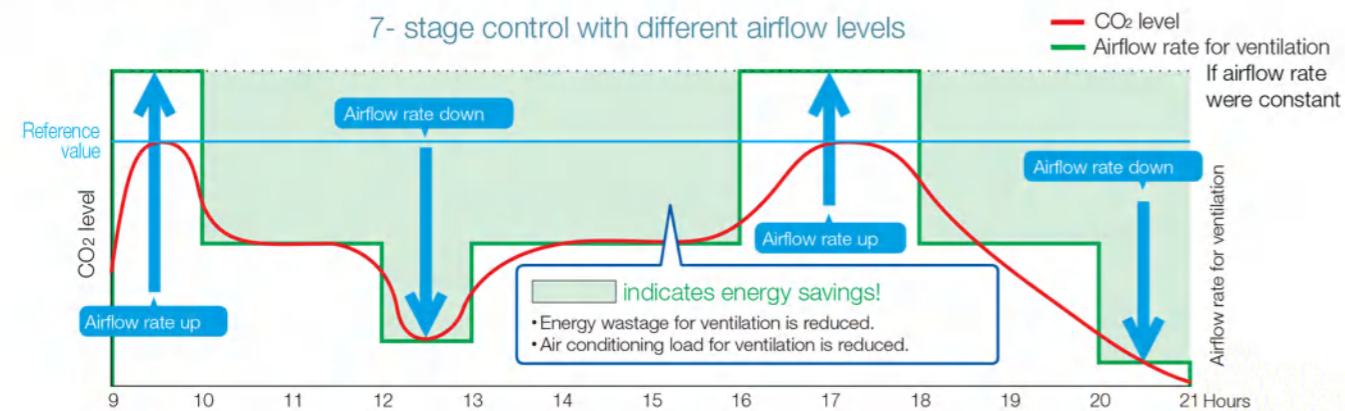
\*4. Remote sensor is necessary when using wireless remote controller.

# Air Treatment Equipment

## ■ Airflow rate control with CO<sub>2</sub> sensor (Option) for VAM / VKM series

The CO<sub>2</sub> sensor controls airflow rate so that it best matches the changes of CO<sub>2</sub> level in the room. This prevents energy losses from over-ventilation while maintaining indoor air quality with optional CO<sub>2</sub> sensor.

● Example of CO<sub>2</sub> sensor operation in an office room:



## PM2.5 filtration unit (Option) for VAM / VKM series

Rapid urbanization has increased industrial and automobile emissions, resulting in higher PM2.5 levels. This has become the source of respiratory diseases and poses a serious threat to a long term health issue. As the air quality has worsened, research has shown the harmful effects of PM2.5 on the health of the general public.

### Double-layered efficient filtration

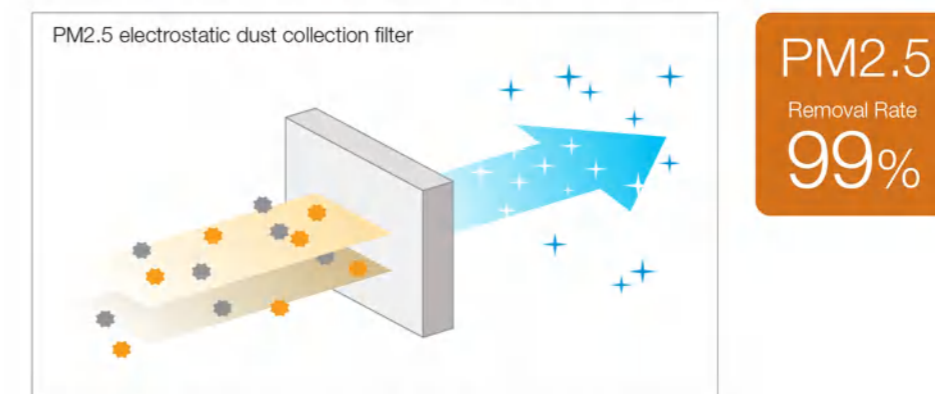
PM2.5 filters are double-layered.

1. The front filter effectively removes large particles.
2. The PM2.5 filter layer contains a large amount of static electricity to capture particulate matter efficiently.



### Filtering PM2.5 efficiently for healthier and more comfortable environments

This filter removes 99% or more of 2.5 μm particulate matter.



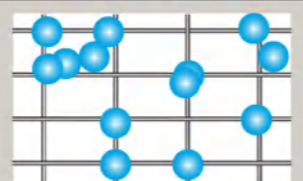
\*Test results by the Heating, Ventilation and Air Conditioning Lab at Tongji University  
Test environment: temperature 25-26°CDB, humidity 58-60%RH

# Air Treatment Equipment


Electrostatic dust collection filter:  
more efficient and longer lasting effect

The PM2.5 filter layer contains a large amount of static electricity to capture particulate matter efficiently, including those smaller than the grid mesh. The filter is difficult to be blocked by particles and has good ventilation and long life span.

**Daikin Electrostatic Dust Collecting Filtration**



With the capturing effect of static electricity, particles are adsorbed on the filter fabric.



The filter is not blocked and therefore continuous Supply Air is guaranteed.

▼

Long-lasting highly efficient dust collection capacity

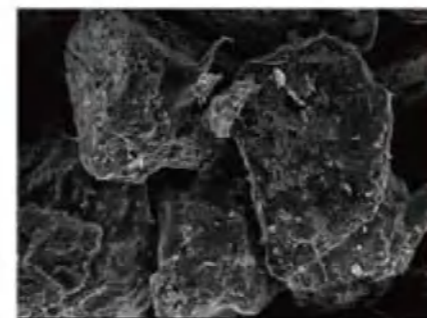
## PM2.5 with activated carbon filtration unit (Option) for VAM / VKM series

Extra-high performance filter against sulfur oxides and nitrogen oxides

Effective Use of Active Carbon Material to Enlarge the Adsorption Area

As an expert in the research and development of filters, DAIKIN has specifically selected active carbon material as the main substance to constitute the filter against sulfur oxides and nitrogen oxides. The material's usable pore surface is fully exploited, thus extending the filter's durability.

Notes: Surface area of active carbon: 700 m<sup>2</sup>/g  
Given a newspaper page of 40.6 cm wide by 54.6 cm long, each gram of active carbon has a surface area of 3,000 newspaper pages.



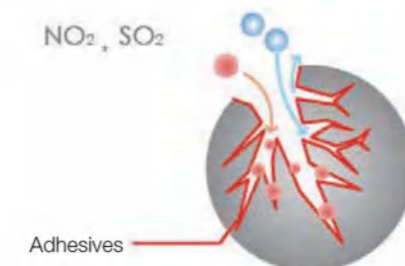
Intelligent Identification, Super-effective Adhesion

The special substance added in the pores of active carbon can exclusively target sulfur oxide and nitrogen oxide gases and stick to them without blocking other unidentified gases. This ensures long durability of the filter.

Note: The figures are based on in-house tests under the following lab conditions: temperature 22 to 25°CDB, humidity 35 to 40% RH, air flow rate 0.2 m/s.

Unidentified Gases

NO<sub>2</sub>, SO<sub>2</sub>



## Specifications

PM2.5 filtration unit

MODEL		BAF249A150	BAF249A300	BAF249A350	BAF249A500	BAF429A20A
Dimensions (H × W × D)	mm	220×603×366	220×603×366	300×623×366	300×623×366	470×971×370
Connection Duct Diameter	mm	φ 100	φ 150	φ 150	φ 200	580×348
Airflow Rate	m <sup>3</sup> /h	150	250	350	500	2,100
PM2.5 Filter	Initial Pressure Drop	Pa	34	30	31	42
	Filter Lifetime <sup>1</sup>		1 year			
	Filtration Efficiency <sup>2</sup>		99% or higher			
	Filter Material No. <sup>3</sup>		BAF244A300		BAF244A500	BAF424A20A

Notes: 1. Annual usage: 400 hrs/month × 12 months = 4,800 hrs

2. 99% or higher removal rate of ultra-fine particles with diameters of 2.5 μm or more.

3. Filters come with applicable filtration units with a one-year life. They can be purchased and replaced according to their model numbers.

PM2.5 with activated carbon filtration unit

MODEL		BAF249A150C	BAF249A300C	BAF249A350C	BAF249A500C	BAF429A20AC
Dimensions (H × W × D)	mm	220×603×366	220×603×366	300×623×366	300×623×366	470×971×370
Connection Duct Diameter	mm	φ 100	φ 150	φ 150	φ 200	580×348
Airflow Rate	m <sup>3</sup> /h	150	250	350	500	2,100
Total Initial Pressure Drop for PM2.5 with Activated Carbon Filtration Unit	Pa	37	35	36	51	less than 50
PM2.5 Filter	Initial Pressure Drop	Pa	34	30	31	42
	Filter Lifetime <sup>1</sup>		1 year			
	Filtration Efficiency <sup>2</sup>		99% or higher			
	Filter Material No. <sup>3</sup>		BAF244A300		BAF244A500	BAF424A20A
Activated Carbon Filter	Initial Pressure Drop	Pa	3	5	5	9
	Filter Lifetime		1 year			
	Filter Material No. <sup>3</sup>		BAF244A300C		BAF244A500C	BAF424A20AC

Notes: 1. Annual usage: 400 hrs / month × 12 months = 4,800 hrs.

2. 99% or higher removal rate of ultra-fine particles with diameters of 2.5 μm or more.

3. Filters come with applicable filtration units with a one-year life. They can be purchased and replaced according to their model numbers.

# STREAMER DUCT CHAMBER



Filter recommendation for HVAC systems under COVID-19 situation by ASHRAE ETF ※1

WHAT IS THE SIZE OF THE SARS-COV-2 VIRUS, AND CAN IT BE CAPTURED BY VENTILATION FILTERS?

A: Research has shown that the particle size of the SARS-CoV-2 virus is around 0.1 μm (micrometer). However, the virus does not travel through the air by itself. Since it is human generated, the virus is trapped in respiratory droplets and droplet nuclei (dried respiratory droplets) that are predominantly 1 μm in size and larger.

※1 ASHRAE ETF (n.d.) FILTRATION AND DISINFECTION FAQ. Retrieved March 9, 2022, from <https://www.ashrae.org/technical-resources/filtration-and-disinfection-faq>











ASHRAE currently recommends using a minimum MERV 13 filter, which is at least 85% efficient at capturing particles in 1 μm to 3 μm size range. A MERV 14 filter is at least 90% efficient at capturing those same particles. Thus, the recommended filters are significantly more efficient at capturing the particles of concern than a typical MERV 8 filter which is only around 20% efficient in the 1 μm to 3 μm size range. For filters with MERV ratings higher than 14 would capture an even higher percentage of the particles of concern. (ASHRAE ETF, n.d.)

ASHRAE is an abbreviation for "American Society of Heating, Refrigerating and Air-Conditioning Engineers".

Minimum MERV Rating Recommended	Minimum Average Particle Size (μm) for 90% Efficiency		
	Minimum Efficiency	Minimum Efficiency	Minimum Efficiency
14	≥75%	≥90%	≥95%

# Target Application

Facility	Common Recommendation	Measures for Each Facility Situation
<p><b>Residential</b></p>  <p>Landed properties Apartment/Condominium</p> 	<ol style="list-style-type: none"> <li>1 Increase ventilation rate (10 L/s per person)</li> <li>2 Reduce max room occupancy</li> <li>3 Open window and door frequently</li> <li>4 Use portable air cleaner with appropriate filters</li> </ol>	<p>For air-conditioned facilities with mechanical ventilation</p> <p>When ventilating...</p> <ul style="list-style-type: none"> <li>•The recommended temperature setting for air conditioning is 23-26 °C.</li> <li>•The recommended relative humidity in the room is 40-70%.</li> <li>•Operate electric fans to enhance thermal comfort.</li> <li>•<b>Make the openings small not to cause excessive infiltration of outdoor air when air conditioning is in operate.</b></li> </ul>
<p><b>Light Commercial</b></p>  <p>Restaurant/Café Spa/Hair Salon Pharmacy</p> 		<p>When ventilating...</p> <ul style="list-style-type: none"> <li>•The recommended temperature setting for air conditioning is 23-26 °C.</li> <li>•The recommended relative humidity in the room is 40-70%.</li> <li>•Run ventilation fan continuously to keep the air from stagnating.</li> <li>•Ensure maintenance and inspection.</li> <li>•Filter inspection and replacement.</li> </ul>
<p><b>Commercial I / Public Area</b></p>  <p>Office Commercial Building Showroom School/University Classroom</p> 		<p>When ventilating...</p> <ul style="list-style-type: none"> <li>•Ensure the system are fully functioning.</li> <li>•Minimize the recirculation of dirty air; <b>Increase air filter which capable of catching dirt, in air conditioning system.</b></li> <li>•Adjust airflow operation and reconfigure equipment.</li> </ul>
<p><b>Healthcare</b></p>  <p>Hospital Clinic Quarantine Center</p> 		<p>When ventilating...</p> <ul style="list-style-type: none"> <li>•Ensure the system are fully functioning.</li> <li>•Minimize the recirculation of dirty air; <b>Increase air filter which capable of catching dirt, in air conditioning system.</b></li> <li>•Adjust airflow operation and reconfigure equipment.</li> <li>•Set recirculation air dampers to a minimum according to system capabilities.</li> </ul>

## Solution from Daikin

<p><b>Residential</b></p>  <p>Heat Reclaim Ventilator (VAM Series), Streamer Duct Chamber (Dust Collection Filter (MERV 14) and Streamer), Streamer Air Purifier Unit, Streamer Wall Mount Indoor Unit</p> 	<p><b>Light Commercial</b></p>  <p>Outdoor Air Processing Unit, Heat Reclaim Ventilator (VAM Series), Streamer Duct Chamber (Dust Collection Filter (MERV 14) and Streamer), Streamer Air Purifier Unit, Streamer Cassette Indoor Unit</p> 
-----------------------------------------------------------------------------------------------------------------------------------------------------------------------------------------------------------------------------------------------------------------------------------------------------------------------------------------------------------------------------------	--------------------------------------------------------------------------------------------------------------------------------------------------------------------------------------------------------------------------------------------------------------------------------------------------------------------------------------------------------------------------------------------------------------------

## Solution from Daikin

<p><b>Commercial / Public Area</b></p>  <p>Outdoor Air Processing Unit, Heat Reclaim Ventilator (VAM Series), Streamer Duct Chamber (Dust Collection Filter (MERV 14) and Streamer), Air Handling Unit</p> 	<p><b>Healthcare</b></p>  <p>Outdoor Air Processing Unit, Heat Reclaim Ventilator, Streamer Duct Chamber (Dust Collection Filter (MERV 14) and Streamer), Air Handling Unit, Hospital AC (HEPA Filter)</p> 
---------------------------------------------------------------------------------------------------------------------------------------------------------------------------------------------------------------------------------------------------------------------------------------------------------------------------------------------------------------------------------------	---------------------------------------------------------------------------------------------------------------------------------------------------------------------------------------------------------------------------------------------------------------------------------------------------------------------------------------------------------------------------------------

# Streamer Duct Chamber

Just leave it to Daikin. "Streamer Duct Chamber"

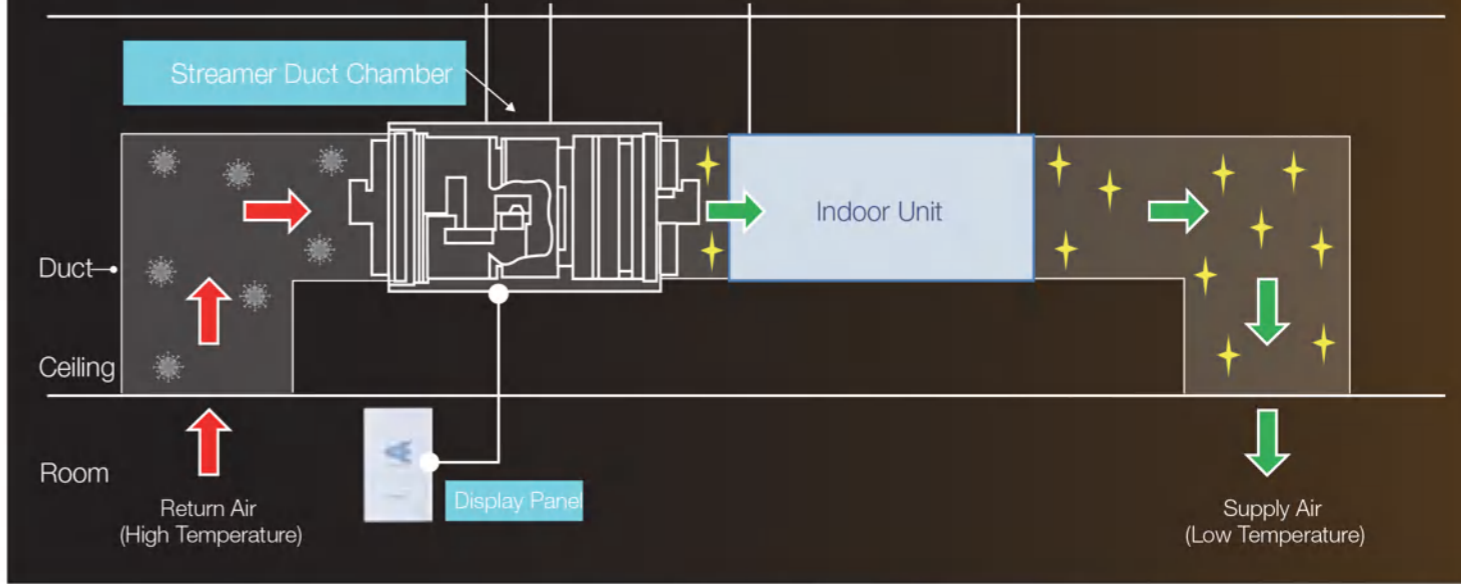
Multiple combination of ducting unit.

Dust collection filter (MERV 14) catch bacteria and viruses and prevents them from entering the room.

Streamer technology to decompose harmful substances which caught by the filter.



## Streamer Duct Chamber Mechanism



## Flexibility Connectable Air Conditioning



Also supports installation to existing equipment.

**CAUTION**

**Operating Conditions**  
To ensure the correct usage of the unit, operate it within the operating conditions specified in the table below.

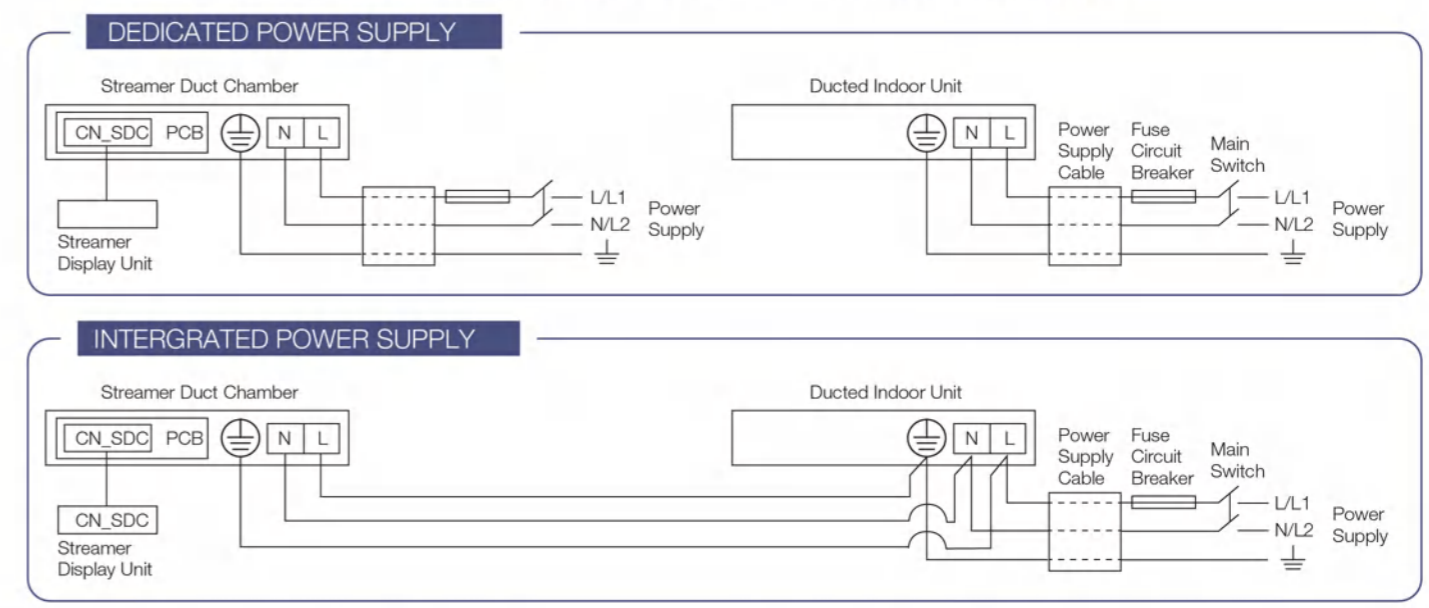
Model	Airflow range (CMH)
BDEZ500A60VE	80-600
BDEZ500A140VE	500-1400
BDEZ500A510VE	1200-5100

Operating Condition	-10° to 50°C Max. 80%RH
---------------------	----------------------------

Do not install the unit in places such as the following :

- Place subjected to high temperature or direct flame. Overheat or fire may result.
- Where there is mist of oil, oil spray, or vapor, for example, kitchen, barber or salon. Fire may result.
- Where toxic gas from acid, alkaline, organic solvents or coating, or corrosive gas is produced, for example, a machinery or chemical plant. Gas poisoning or fire may result.
- Place subject to high humidity. Electric shock or electrical leakage may result.
- Where there is machinery that emits electromagnetic waves. Electromagnetic waves may disturb the control system and cause malfunction of the unit.
- Where flammable gases may leak, where carbon fiber or ignitable dust is suspended in the air or where volatile flammables, such as thinner or gasoline, are handled. If the gas should leak and remain around the unit, it may cause ignition.
- Places with high salt contents such as coastal area.
- Places with sulfur gas contents such as hot springs.
- Insides cars or ships.
- Places with high smoke contents such as smoking room.

For more installation combination, please refer to the "Installation Conditions" in page 14.



### 1. Component electrical specifications

Model	Power Voltage Range		Power Supply	
	50 Hz	60 Hz	MCA	MFA
BDEZ500A60VE	POWER SUPPLY MAX. 264V   MIN. 198V	POWER SUPPLY MAX. 242V   MIN. 198V	0.03	6
BDEZ500A140VE			0.04	
BDEZ500A510VE			0.05	

### 2. Specification for field supplied fuses and wire

Model	Voltage range		
	Field Supplied	Wire	Size
BDEZ500A60VE	6A	H07RN-F	1.0mm <sup>2</sup> (Table 11 IEC 60335 - 1), wire must comply with local codes
BDEZ500A140VE			
BDEZ500A510VE			

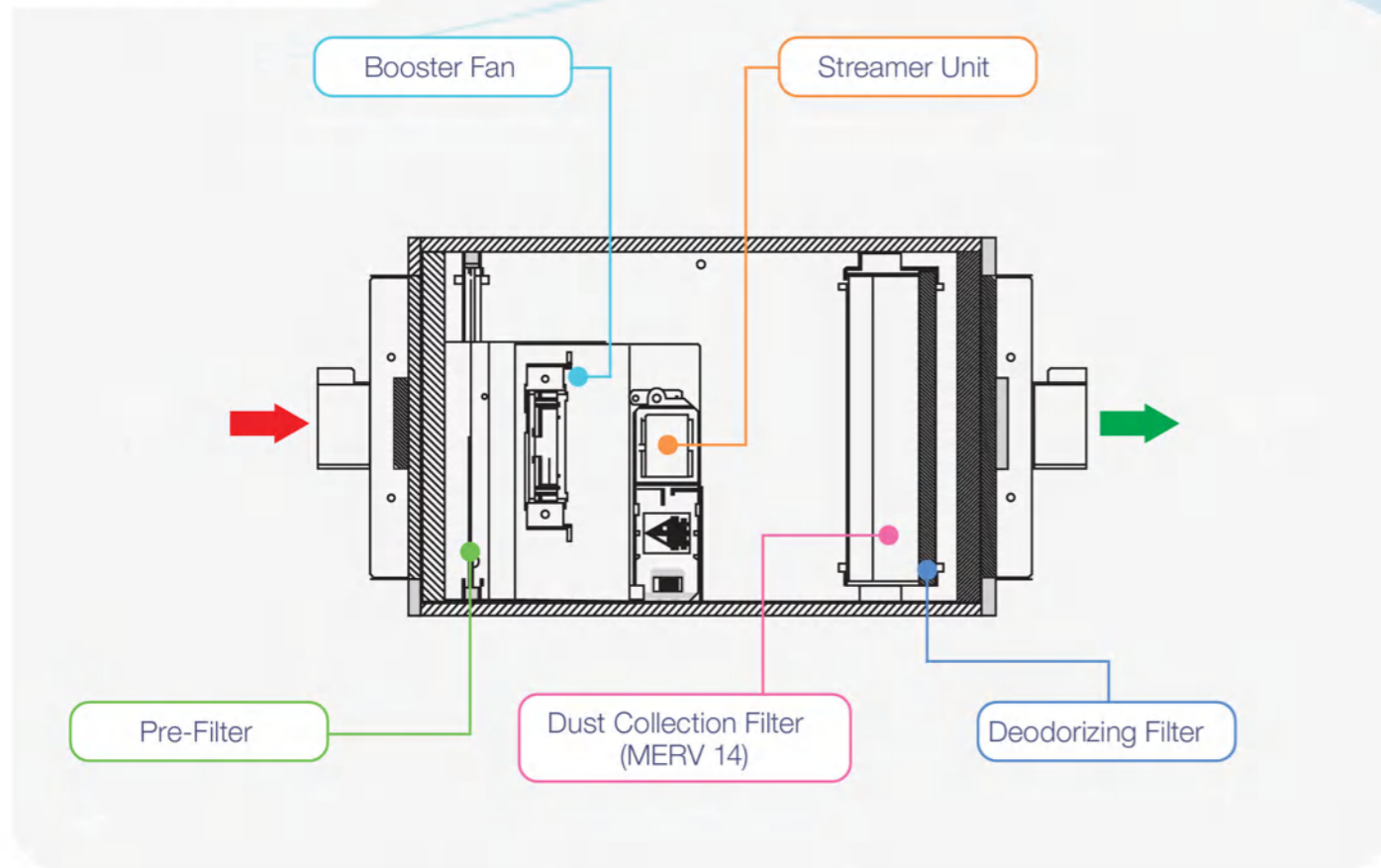
Symbol:  
MCA: Min. Circuit Amps (A) MFA: Max. Fuse Amps (A) NOTE: For details, refer to ELECTRICAL DATA  
NOTE: For details, please refer to ELECTRICAL DATA in Installation Manual.



# Streamer Duct Chamber Internal Structure



## Filters Location



## Dust Collection Filter (MERV 14)

Particulate matter as small as 2.5 μm (micrometers) can be breathed deep into the lungs, rest assure that your air remains clean as the filter is able to remove particulate matter as small as PM2.5 with Dust Collection Filter (MERV 14) ratings in accordance to ASHRAE 52.2 Standards.

Product: Streamer Duct Chamber (Line-Up 1,2,3)  
 Testing Organization: Goldensea  
 Test Number: GS-GL-0817-2021-01/02, GS-GL-0818-2021-01  
 Test Method: Filter performance test based on ASHRAE 52.2-2017  
 Test result: The filter meets MERV 14 rating.

Standard 52.2 Minimum Efficiency Reporting Value	Composite Average Particle Size Efficiency, % in Size Range, μm		
	Range 1 (0.3-1.0)	Range 2 (1.0-3.0)	Range 3 (3.0-10.0)
14	75%	90%	95%

## Dust Collection Filter (MERV 14) Replacement Period

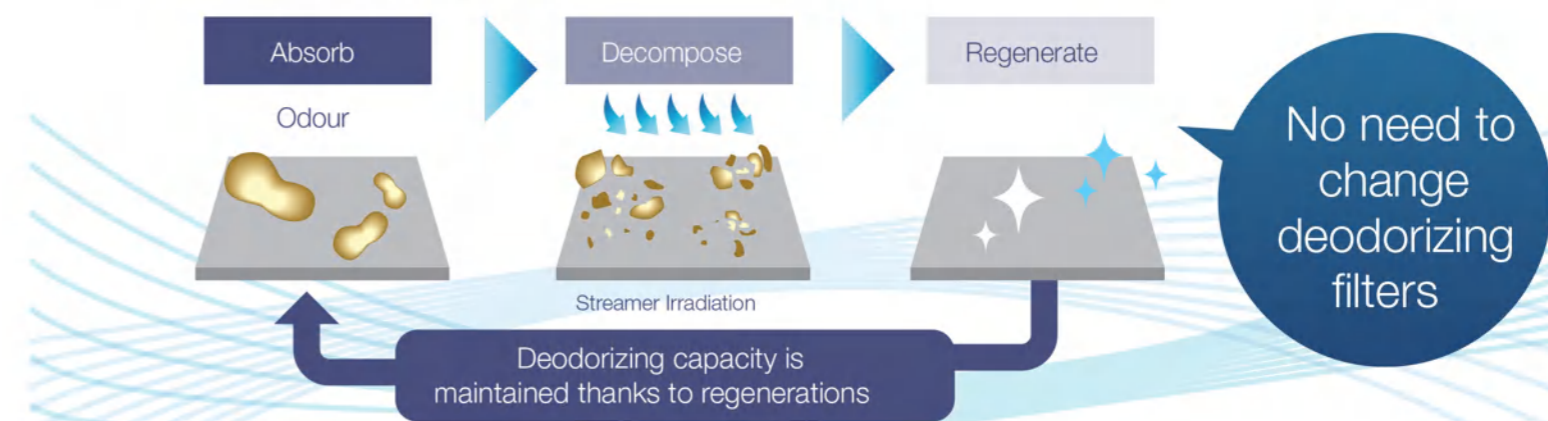
Air Quality Condition	Dust concentration (μg/m <sup>3</sup> )		Replacement period
	PM2.5	PM10	
Case 1	18.5	28.5	12 months
Case 2	35	65	6 months

Replace with a new filter when clogging occurs. The left table shows the approximate replacement time when daily operation is 9 hours and annual operation are 240 days. It shows the calculation result for two air conditions. Adjust the replacement timing in consideration of the air environment in the area where the product is actually installed and the time and day it is operated.

## Filters Mechanism



## Deodorizing Filter






# Streamer TECHNOLOGY



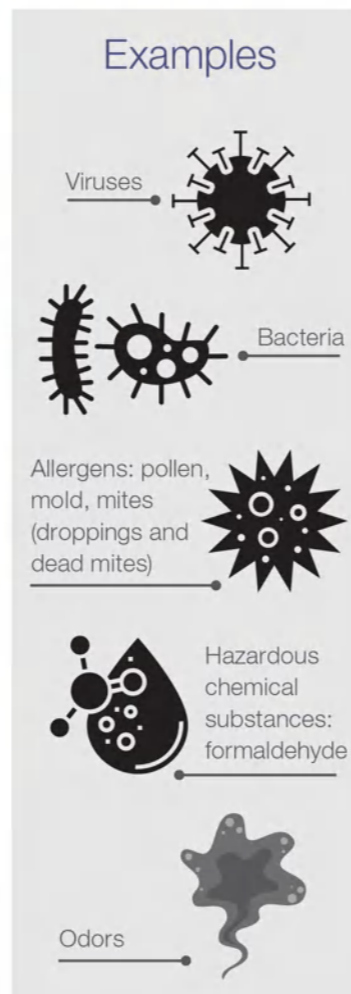
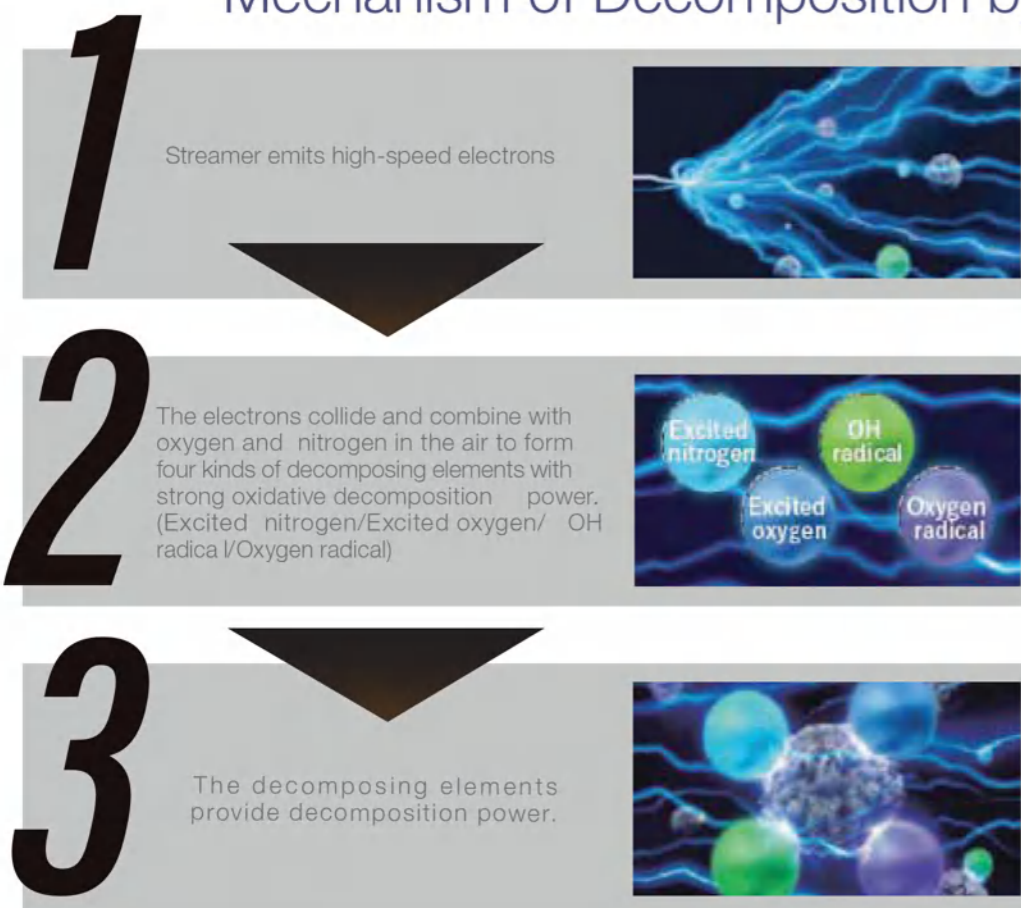
Streamer technology is a unique Daikin technology that decomposes viruses, bacteria, allergens such as pollen, hazardous chemical substances such as formaldehyde, and odors with strong decomposing power.

## What is Streamer?

- Streamer discharge is a type of plasma discharge which generates high speed electrons that combine with oxygen and nitrogen in the air to form four kinds of decomposing elements with strong oxidative decomposition power. These four kinds of decomposing elements and thereby eliminate viruses, bacteria, allergens such as pollen, mold, mites (droppings and dead mites), hazardous chemical substances such as formaldehyde, and odors.
- Compared to standard plasma discharge (glow discharge), its speed of oxidative decomposition is over 1000 times greater with the same electrical power.
- The decomposition power is comparable to thermal energy of about 100,000°C.



## Mechanism of Decomposition by Streamer



Caution 1 \*Comparison of oxidation decomposition. This does not mean temperature will become high.

Caution 2 \*There are effects in a Streamer test space and not verification results in an actual operation space.



## Effective on Coronavirus

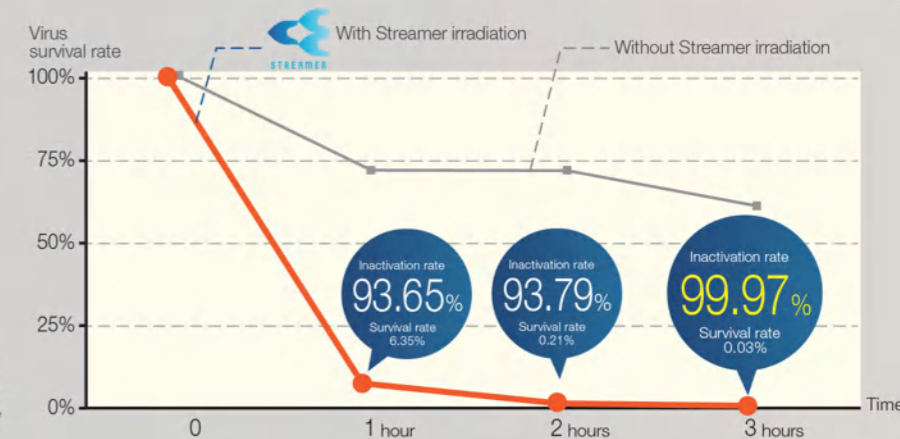
Demonstration test shows 99.9% inactivation of the novel coronavirus (SARS-CoV-2) by Streamer technology after 3 hours



## Demonstration Test Results

As a result of the test, SARS-CoV-2 was inactivated by more than 93.6% after 1 hour of Streamer irradiation. After 2 hours, it was inactivated by more than 99.7%, reaching more than 99.9% after 3 hours of Streamer irradiation.

Source: "Study report on the inactivation effect of plasma ion generator (Daikin Streamer) on SARS-CoV-2" written by Shigeru Morikawa, Department of Veterinary Medicine, Microbiology Course, Okayama University of Science.



## Test Method

Two acrylic boxes of about 31 L were mounted inside a safety cabinet. One box was equipped with a Streamer discharge device, and the other box was not. A see-saw rocking motion shaker was placed in each box, and a six-well plate was placed on top of the motion shaker. Virus solution measuring 0.5 ml was put into each well of the plates, and Streamer irradiation was performed while agitating the solution using the motion shaker (approximately 12 times per minute). Virus solution was collected from two wells every hour for three hours, and viral load was measured. The viral load of SARS-CoV-2 was quantified by the TCID50 method using Vero E6/TMPRSS2 cells.

Caution 3

\*This product can be used to improve the quality of the air. However, this product is not intended for the creation of sterile environments or for the prevention of pathogen infections.

Scan here for more Daikin Streamer Research Institute



Experiment results of the Streamer technology that have been verified so far.

### Viruses

Test target	Testing organization	Test method	Report date
Norovirus	Kobe University Graduate School	ELISA method	12-Jan-2007
Influenza virus (Type A-H1N1)	Vietnam National Institute of Hygiene and Epidemiology	CPE observation	14-Sep-2009
Avian influenza virus (Type A-H5N1)	Vietnam National Institute of Hygiene and Epidemiology	CPE and TCID50	16-Apr-2009
Influenza virus (Type A-H1N1)	Kitasato Research Center for Environmental Science	CPE and TCID50	31-Jul-2009
Influenza virus (Type A-H3N2)	Shanghai City Center for Disease Control and Prevention, etc.	CPE and TCID50	8-Feb-2010
RS virus	Wakayama Medical University	CPE and TCID50	13-Apr-2012
Adenovirus		CPE and TCID50	
Coxsackievirus		CPE and TCID50	
Enterovirus	Kitasato Research Center for Environmental Science	CPE and TCID50	23-Jun-2017
Echovirus		CPE and TCID50	
Measles		CPE and TCID50	
Mouse Norovirus	The University of Tokyo Graduate School	CPE and TCID50	11-Oct-2018
Mouse Coronavirus	The University of Tokyo Graduate School	Plaque assay	28-Apr-2020
Novel Coronavirus (SARS-CoV-2)	Okayama University of Science	CPE and TCID50	8-Jul-2020

### Bacteria

Test target	Testing organization	Test method	Report date
Escherichia coli		Pour plate culture method	8-Apr-2004
Staphylococcus aureus	Japan Food Research Laboratories	Pour plate culture method	8-Apr-2004
Enterotoxin		ELISA method	25-Aug-2004
Tubercle bacilli	Kitasato Research Center for Environmental Science	Plaque assay	8-Mar-2010
Tubercle bacilli	The Jikei University School of Medicine	PCR method	15-Feb-2010
Vancomycin-resistant enterococci (VRE)		Pour plate culture method	19-Feb-2010
Methicillin-resistant Staphylococcus aureus (MRSA)		Pour plate culture method	19-Feb-2010
Pseudomonas aeruginosa	Japan Food Research Laboratories	Pour plate culture method	12-Apr-2010
Bacillus, Serratia, and Arthrobacter		Pour plate culture method	29-Sep-2010
Escherichia coli		Pour plate culture method	10-Sep-2018
Moraxella bacteria		Pour plate culture method	10-Jun-2019

### Allergens

Test target	Testing organization	Test method	Report date
Molds and mites (feces and carcasses)	Wakayama Medical University	Observation by electron microscope, ELISA method	14-Sep-2004
Pollen + exhaust gas + PM2.5	Yamagata University under the supervision of Professor Shirasawa, Tohoku Bunka Gakuen University	IgE antibody test, ELISA method	8-Nov-2017
Mites (feces and carcasses) + cedar pollen		ELISA method	8-Nov-2017
Pollens (16 kinds)	L.S.L. Asaka Research Laboratory under the supervision of Project Professor Kusakabe, graduate school of the University of Tokyo	ELISA method	23-Jan-2020

### Molds

Test target	Testing organization	Test method	Report date
Mold (Black mold)	Japan Food Research Laboratories	Pour plate culture method	28-Sep-2004

### Hazardous gases

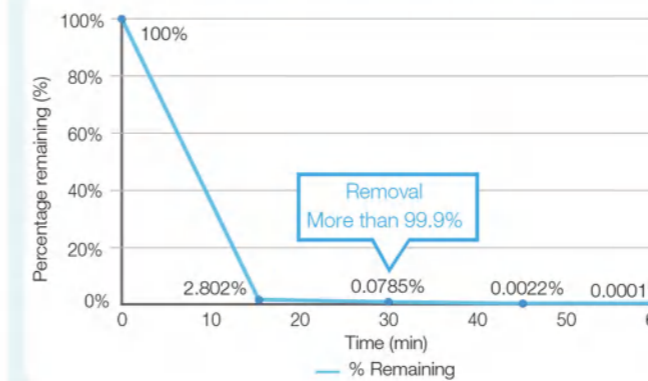
Test target	Testing organization	Test method	Report date
Adjuvant suppression effect (DEP)	Wakayama Medical University National Institute for Environmental Studies	ELISA method	1-Nov-2005
Adjuvant (VOC)	Tohoku Bunka Gakuen University	Attenuation method	8-Dec-2006

This product can be used to improve the quality of the air by removing airborne hazardous chemical substances, allergens, mould, bacteria, and viruses, etc. However, this product is not intended for the creation of sterile environments or for the prevention of pathogen infections.

This description relates to the Streamer technology devised by Daikin, but not to this Streamer Duct Chamber. Test results from use of the Streamer technology are generated according to prescribed test methods conducted by Daikin. Although the Streamer technology is contained within this Streamer Duct Chamber, this does not mean that precisely the same results will be experienced using this Streamer Duct Chamber. Actual results may differ depending on the conditions of product installation and use of the actual product, etc.

## Test Result for Streamer Duct Chamber

### JEM1467 Appendix D: Airborne Bacteria Removal Performance



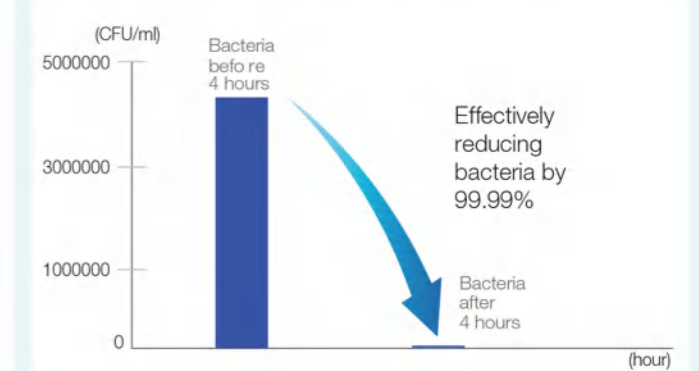
Test Organisation: Tropical Infectious Diseases Research & Education Centre (TIDREC), Universiti Malaya

Test Number: (TS4-0390)

Test Method: Airborne removal of bactericidal activity of the Streamer Duct Chamber unit (BDEZ500A60VE) coupled with VAM150HVE unit installed in the Airborne Testing Chamber and testing method was based on JEM1467 (Appendix D), conducted in a room volume of 24.03 m.

Test Result: Streamer Duct Chamber (BDEZ500A60VE) was able to remove more than 99.9% of airborne bacteria in 30 minutes of operation.

### JEM1467 Appendix F: Bacteria Decomposition Performance




Test Organisation: Tropical Infectious Diseases Research & Education Centre (TIDREC), Universiti Malaya

Test Number: (TS4-0390)

Test Method: The antibacterial testing method the Streamer Duct Chamber unit (BDEZ500A60VE) coupled with VAM150HVE was based on JEM 1467 (Appendix F) standard, conducted in a room with volume of 31.2 m.

Test Result: Streamer Duct Chamber (BDEZ500A60VE) was able to inactivate bacteria by 99.99% on MERV14 filter after exposure of 4 hours.

### Experiment Setup



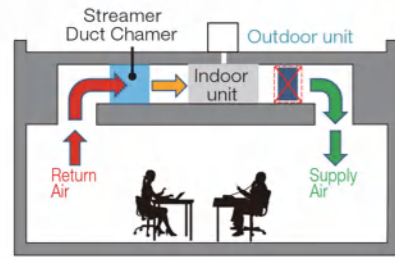
### Test Report from Universiti Malaya (Malaysia)



# Installation Conditions

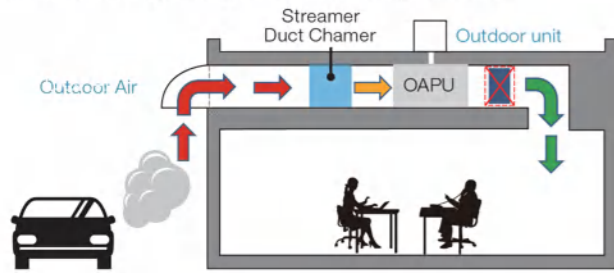
## Duct Type Indoor Unit

For Duct Type Indoor Unit. Streamer Duct Chamber must be installed before the air conditioner unit to avoid condensation issue due to cold air draft.



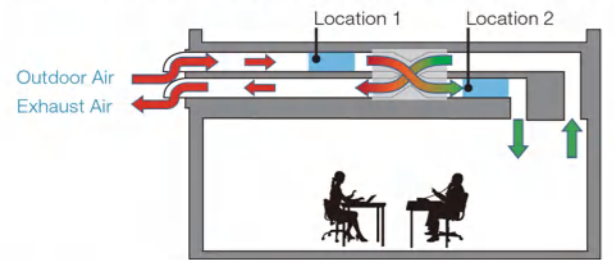
## Outdoor Air Processing Unit

For Outdoor Air Processing Unit that combine fresh air treatment and air conditioning. Streamer Duct Chamber must be installed before the air conditioner unit to avoid condensation issue due to cold air draft. Besides, it can avoid OAPU to get dirty from the outdoor polluted air.



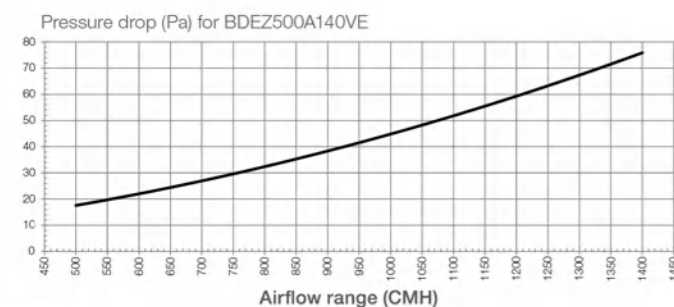
## Heat Reclaim Ventilator (VAM Series)

For Heat Reclaim Ventilator (VAM Series). Streamer Duct Chamber can be installed in either Location 1 or Location 2. However, Location 1 is highly recommended in order to avoid VAM to get dirty from the outdoor polluted air.



# Pressure Drop Chart

Pressure drop chart in each model is as below. Please select the model according to the airflow range required for the entire air conditioning system.




## Installation Position for Each System

- If the temperature and humidity inside the ceiling exceed 30°C or RH80%, apply additional insulation materials to the main unit. Refer to engineering data for operating areas. Use glass wool or polyethylene foam as insulation not thicker than 10 mm and fits inside the ceiling opening.
- If the unit intakes foggy, misty, or humid air, water droplets will drip from the air filter or heat exchange element, causing water leakage or failure. If the room is under negative pressure or if there is a strong outside wind, the unit may intake outside air even when the unit is not in operation. In such cases, install an electric shutter, etc., to prevent outside air from coming in.

- (1) Select an installation site where the following conditions are fulfilled
  - Location with sufficient strength and stability (beams, ceiling, and other locations capable of fully supporting the weight of the unit). Insufficient strength may result in the unit falling over and causing injury. It may also cause vibration and unusual noise.
  - Where nothing blocks are passage.
  - Where the Unit is not in direct contact with the ceiling or wall. If the unit is in contact with the ceiling or wall, it can cause vibration.
  - Where sufficient service space and space for duct connection can be secured.
  - Where the unit is not in direct contact with the ceiling or wall.
  - Where ceiling materials are present (this unit can be installed only above the ceiling). In the absence of ceiling materials. The unit may make noise in quiet places.
- (2) Suspension bolts are used for installation. Check whether the installation location can withstand the weight of the main unit and, if necessary, reinforce the location with beams, etc., before installing the unit.

# Display panel

Stylish outlook, without affecting the building interior design

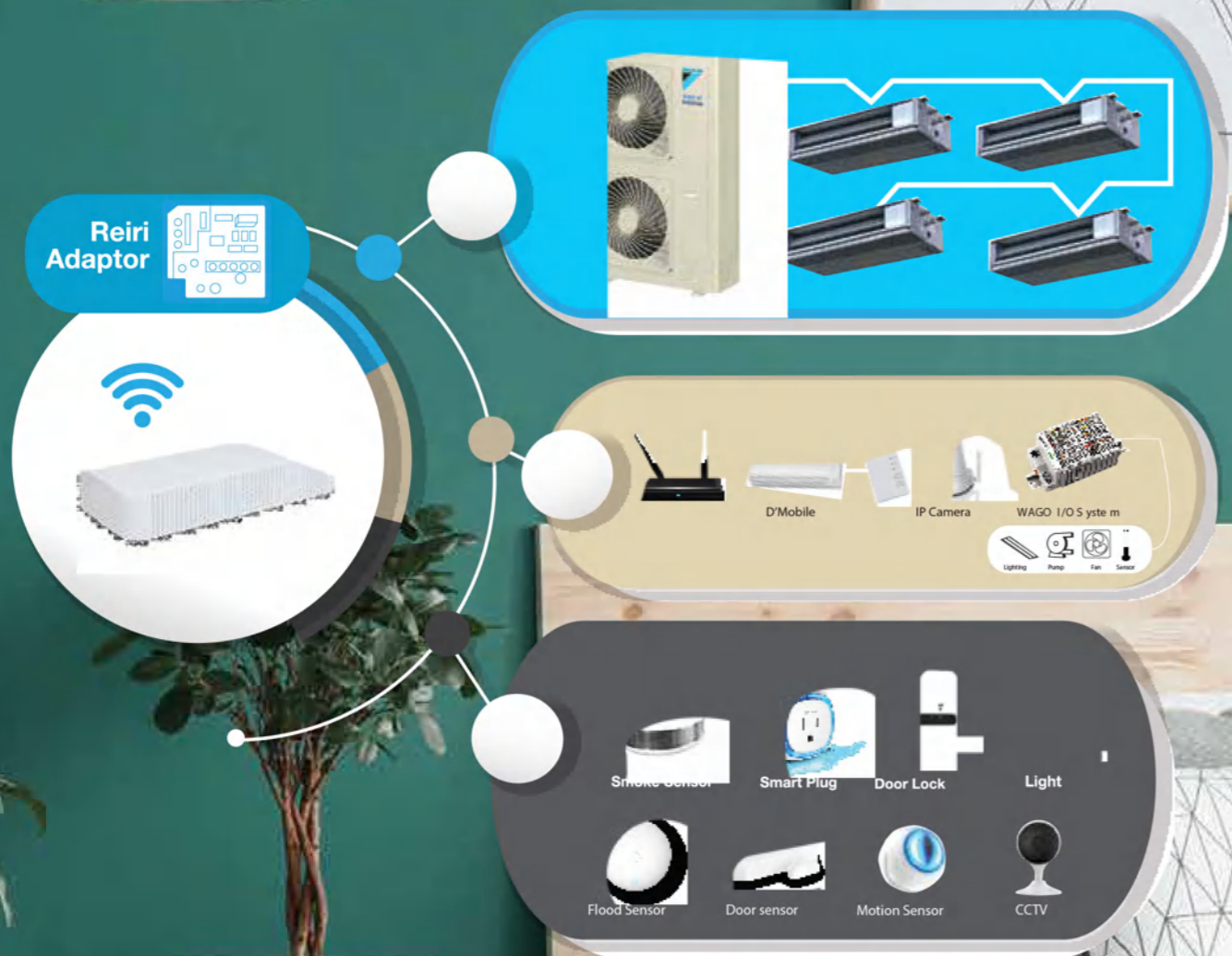


## CAUTION

- Keep the Streamer Duct Chamber and the Streamer display unit least 1 m away from televisions, radios, stereos, and other similar equipment. This may cause distorted picture or noise.
- Turn off the main power supply when it is not used for long periods of time. When the main power switch is turned on, some watts of electricity is being consumed even if the system is not operating.
- Do not install the Streamer display unit where direct sunlight may fall on it. This may cause discoloration or deformation.

# Specification

Model Name	BDEZ500A60VE	BDEZ500A140VE	BDEZ500A510VE	
Outlook				
Power Supply	220-240V/1Phase/50Hz			
Casing Dimension	H (mm)	269	318	
	W (mm)	419	1419	
	D (mm)	418	653	
Operating Temperature	°C -10 to 50			
Operating Humidity	% Max. 80%RH			
Airflow	CMH 80 - 600	500 - 1400	1200 - 5100	
Initial Pressure Drop	Pa 5 - 59	18 - 76	16 - 156	
Dust Collection Filter (MERV 14) Lifespan	Months (based on median CMH) 12	12	12	
Weight	kg 13	19	38	
Power Consumption	W 6.0	8.5	11.0	
Sound Pressure Level	No increase in Sound Pressure Level as overall system			
Filters Quantity	Pre-Filter	1	2	4
	Dust Collection Filter (MERV 14)	1	2	4
	Deodorizing Filter	1	2	4
Replacement Filter Dust Collection Filter (MERV 14)	BAFH500A60 (1pc)	BAFH500A140 (2pcs)	BAFH500A510 (4pcs)	
Dimension H*W*D (mm)	221 x 392 x 50 (referring to 1pc only)		450 x 343 x 50 (referring to 1pc only)	
Working Method	DP sensor			



**FEATURES**  
( Control AC & Other Equipment )

- Convenience & Lifestyle
- Energy Management
- IAQ Management
- Home Security Solution
- Google Home enabled
- Mobile Control of Air-conditioning Units
- User-friendly App Interface
- Complete control of all connected devices
- Easy installation (Plug & Play) and configuration
- Push Notification
- Compliant with Cyber-security certification (EN303645)



**REIRI HOME STD**  
(Can be connected to Z Wave devices to control other equipment)

VRV	DCPH01C	DCPA01B	
MultiNX (Selama ada terminal F1 & F2 )	DCPH01C	DCPA01B	Additional adapter suitable indoor with details under
CTKM 25/35 RVM4	BRP067A42	KRP928BB2S	
CTKM 50/60 RVM4	BRP980B42	KRP928BB2S	
CDXP/CDXM RVM4		KRP928BB2S	
FMA RVM4	Can be connected without additional indoor adapter		
FFA RV14		DTA112BA51	

**Reiri Home dengan Automatic Control**  
(Temperature Prohibition, Range Temperature Setting, Scheduling)

VRV	DCPH01C	DCPA01B	DCPN006
-----	---------	---------	---------

**Reiri Home dengan System Report**  
(Error Data Management )

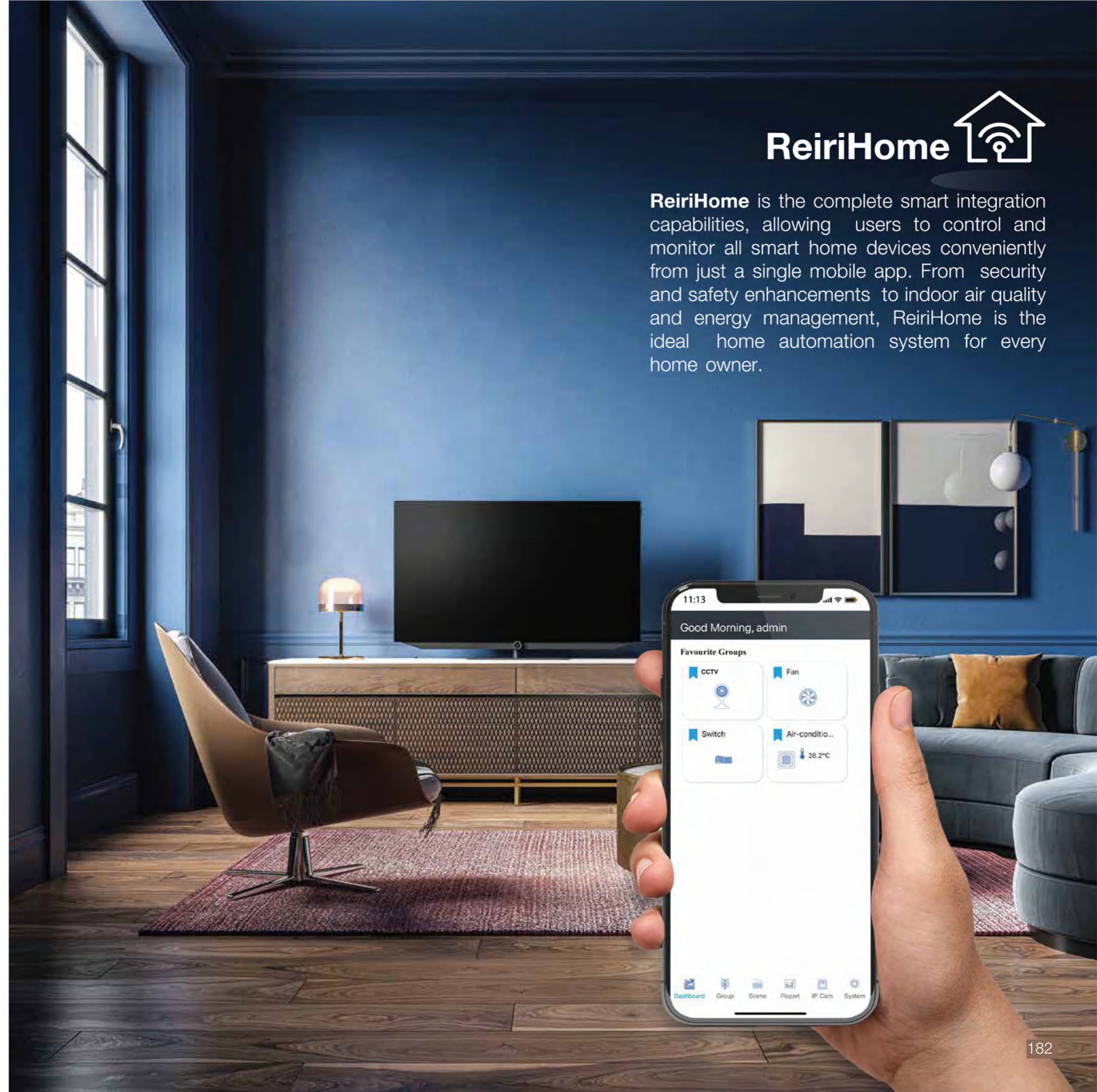
VRV	DCPH01C	DCPA01B	DCPN007
-----	---------	---------	---------

**REIRI HOME LITE (Control AC Only)**

VRV	DCPH02	DCPA01B	
MultiNX (Selama ada terminal F1 & F2 )	DCPH02	DCPA01B	Additional adapter suitable indoor with details under
CTKM 25/35 RVM4	BRP067A42	KRP928BB2S	
CTKM 50/60 RVM4	BRP980B42	KRP928BB2S	
CDXP/CDXM RVM4		KRP928BB2S	
FMA RVM4	Can be connected without additional indoor adapter		
FFA RV14		DTA112BA51	

# ReiriHome

**ReiriHome** is the complete smart integration capabilities, allowing users to control and monitor all smart home devices conveniently from just a single mobile app. From security and safety enhancements to indoor air quality and energy management, ReiriHome is the ideal home automation system for every home owner.



## SPECIFICATIONS (SOFTWARE)

Category	Functions	Description
Monitoring and Control Functions	Management points	Maximum number of management point: 100
	Groups	Maximum number of groups: 30
	Monitoring Screens	Icons show the operation status of equipment
	Remote Control Prohibition	Individually prohibit operation of each local remote-control function
	Setpoint Range Limitation	To limit setpoint range for each indoor unit management point
	IP Camera Live View	IP camera live view up to 4 at a same time.
	Automatic changeover	Number of changeover groups: 5
	Off Timer	Off timer duration can set from 5 mins to 23 hrs 55 mins with every 5min interval
	Setback	Setback setpoint can be selected within 24-35°C in cooling mode and 12-20°C in heating mode.
	Scene	Number of programmes: 30 Up to 20 actions can be registered per pattern.
Automation Control Functions	Schedule	Number of programmes: 30 Up to 20 actions can be registered per pattern.  Weekly Schedule Up to 50 patterns (including yearly calendar) can be set
	Interlock	Number of programmes: 30 Up to 10 management points can be registered as activation condition. The delay timer of execution condition can be set within 0-60 mins after the activation conditions are satisfied.
	History	Management point operation, management point status change, management point error/alert message, function execution and system information are recorded for one year.
Data Management	Report*	Operation data (latest information and operation report) and error report on daily/monthly basis.
	Trend Graph*	Chart on the environmental changes (e.g. Temperature, Humidity or CO <sub>2</sub> levels) along different points of intervals (6h/12h/24h/48h)
	Energy Graph*	Bar chart on energy and other meter value, up to 4 energy categories excluding the recycled category.
	IAQ Monitoring	To monitor the daily IAQ level (Temperature, Humidity, CO <sub>2</sub> , PM2.5, TVOC) in a room against the preset threshold. Up to 6 management points in 10 rooms each can be monitored.
System Setting	Account Management	Access through mobile application/ Windows App. Up to 20 accounts (Admin and User account) can be registered. Screens and operation accessible to general users can be restricted by admin account
	Security	LAN communication: AES-128-CBC with RSA 2048 Internet communication: TLS 1.2 Account password storage: SHA256 hashing and AES-128-CBC together with other account information Device login password storage: AES-128-CBC
	Supported languages	English, Spanish, Portuguese, Simplified Chinese, Traditional Chinese, Vietnamese, Bahasa (Indonesia), Thai
	Notification	Push notification in cases: 1) Error/alert detected 2) Specified management point started 3) Version update messages
	Email Alert	Malfunction Alert will be sent to preset email account

\*The system supports data output in CSV format.

## OPTIONAL ACCESSORIES

### A/C CONNECTION HARDWARE

Type	Model	Item	Remarks
A/C Connection Interface Adaptor	DCPA01	Adaptor for Reiri	Up to 64 indoor units can be managed
	BRP072B42	Daikin Mobile Controller Adaptor (for RA units)	For individual RA Indoor Unit
	BRP072C42	Daikin Mobile Controller Adaptor (for RA units)	For individual RA Indoor Unit
	BRP072C42-1	Daikin Mobile Controller Adaptor (for SA units)	For individual SA Indoor unit
	-	DAMA Interface Adaptor (NetPro Dual)	For individual DAMA AC unit

### OPTIONAL HARDWARE

Type	Specification
IAQ Sensor for Reiri	DCPE01S (IAQ Sensor AC) DCPE02S (IAQ Sensor DC)
Smart Home Z-wave Devices (Fibaro)	Dimmer 2: FGD-212 Flood Sensor: FGFS-101 Smoke Sensor: FGSD-002 CO Sensor: FGCD-001 Single Switch 2: FGS-213 Double Switch 2: FGS-223 Smart Module : FGS-214 Double Smart Module: FGS-224
	Roller Shutter 3: FGR-223 RGBW Controller: FGRGBW-442 Door/Window Sensor: FGDW-002 Motion Sensor: FGMS-001 Smart Plug: FGWPG-111 Smart Implant: FGBS-222 The Button: FGPB-101

# D-MOBILE

Control Your Air Conditioner Anywhere, Anytime

With just a few clicks on an application, you can control your favorite AC functions right from your device.

Let D-Mobile application and Daikin's BRP072C42 wireless LAN adaptor turn your smartphone or tablet into a virtual AC remote control with connection via internet (Wi-Fi or cellular data).

Provide enhanced comfort and a peace of mind with THE OUT OF HOME OPERATION



# Daikin Mobile Controller

Control your air conditioner from anywhere with your smartphone



Start/stop operation



START - STOP Operation



Set operation mode

- Automatic
- Fan only
- Cooling
- Dry



Set room temperature



Set fan speed \*



Set fan speed



Set airflow direction \*



\*Applicable with CTKM / CTXM / CDXP / CDXM only.

Enjoy more convenience with THE IN-HOME OPERATION

## How Daikin Smartphone operation works?



# Streamer Air Purifier

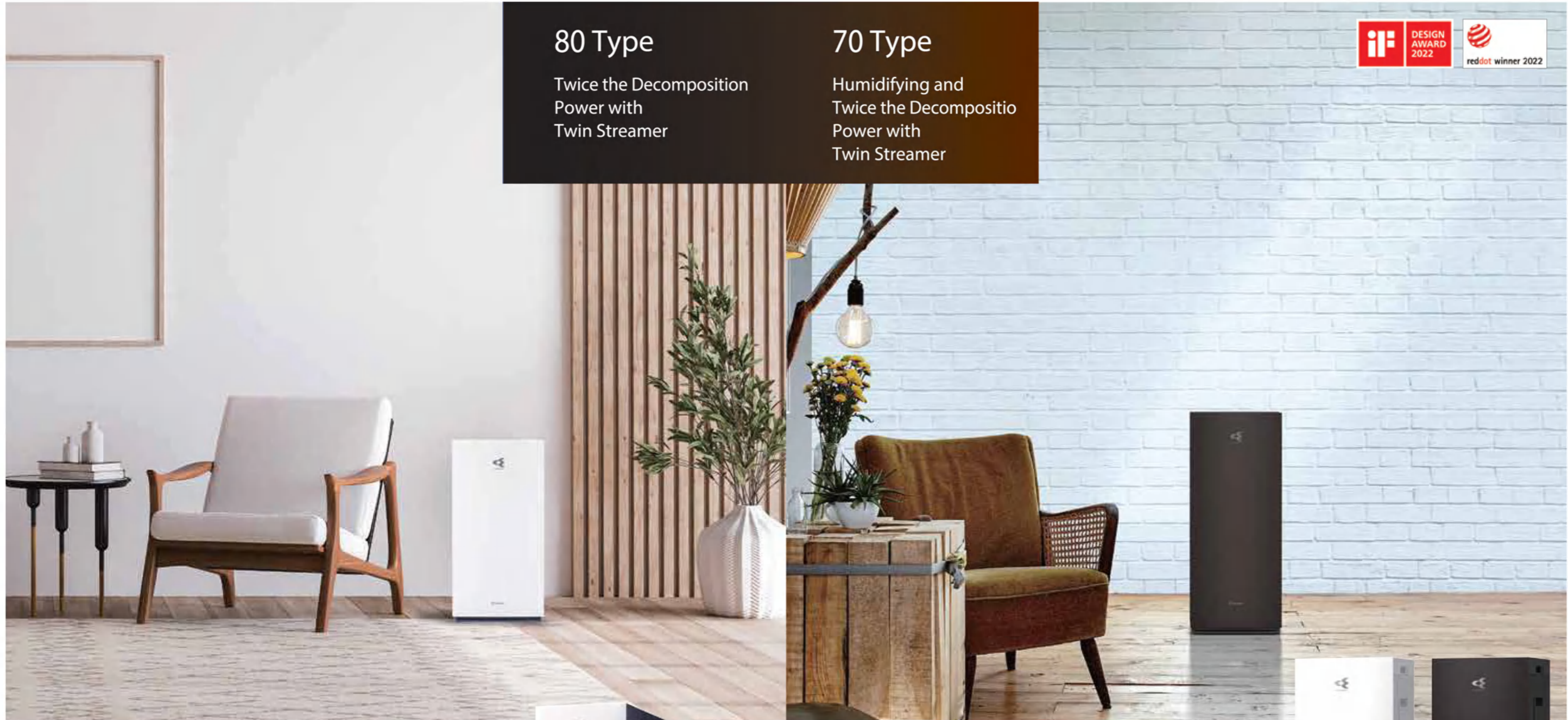


## 80 Type

Twice the Decomposition Power with Twin Streamer

## 70 Type

Humidifying and Twice the Decomposition Power with Twin Streamer



### MC80ZVM7

Dust collection Deodorisation

Capacity in turbo operation mode

Air purification	
Applicable room area	~ 62 <sup>*1</sup> m <sup>2</sup>
Airflow	8.0 m <sup>3</sup> /min.



Note:  
\*<sup>1</sup> Calculated by test method based on Japan Electrical Manufacturers' Association Standard JEM1467.

### MCK70ZVM7-W(T)

Dust collection Deodorisation Humidification

Capacity in turbo operation mode

Air purification		Humidifying capacity
Applicable room area	~ 48 <sup>*1</sup> m <sup>2</sup>	700 mL/h <sup>*2</sup>
Air purification only	Airflow 7.0 m <sup>3</sup> /min.	
Humidification + air purification		
Airflow 7.0 m <sup>3</sup> /min.		



Note:  
\*<sup>1</sup> Calculated by test method based on Japan Electrical Manufacturers' Association Standard JEM1467.  
\*<sup>2</sup> Humidifying capacity by JEM1426 (electric humidifier) with turbo operation at temperature of 20°C and humidity of 30%.



Double method

DAIKIN EYE



Wireless Control via App



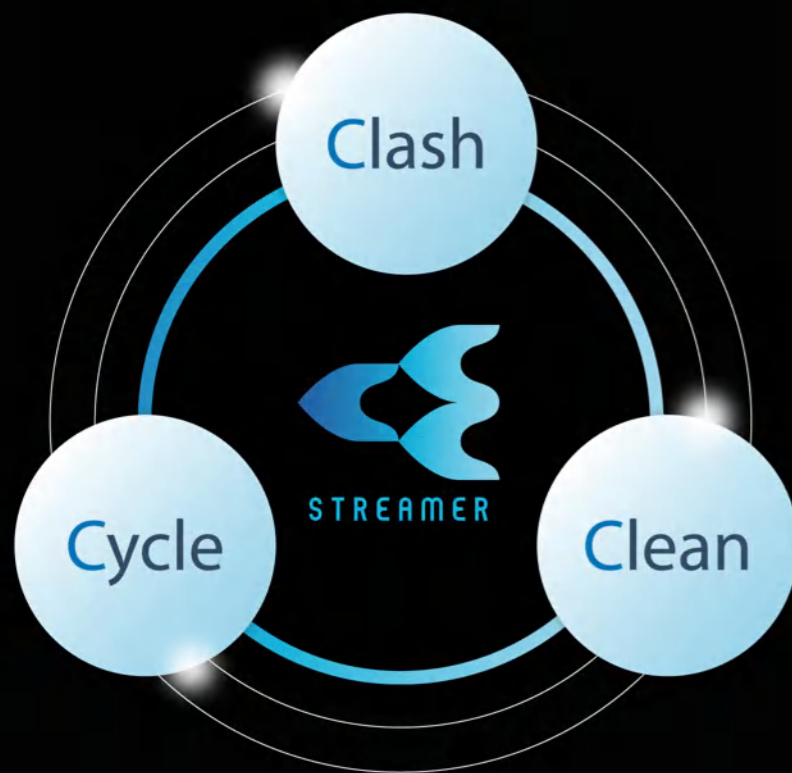
Double method

DAIKIN EYE



# Streamer technology

The three major functions of Streamer.

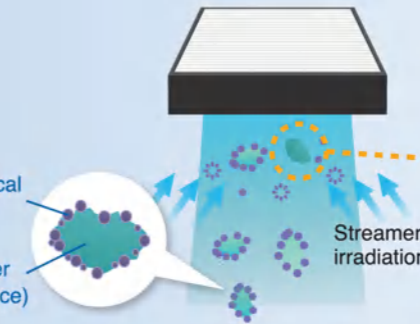


## 01 Clash

- ◆ Decomposes harmful substances on the dust collection filter by oxidation!

Harmful gaseous chemical substances attach to the surface of floating substances in the air.

Gaseous chemical substance  
Particulate matter (floating substance)



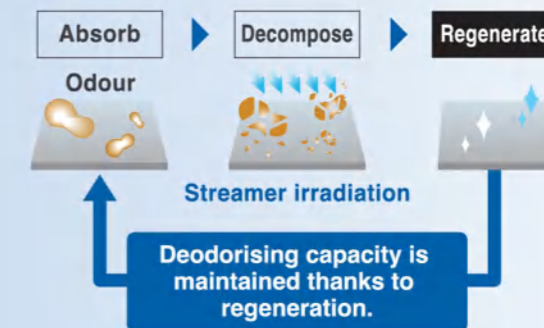
The dust collection filter catches the floating substances with the attached harmful gases and Streamer decomposes the harmful gases by oxidation. \*1

## 02 Cycle

- ◆ The deodorising filter absorbs and decomposes odour.

The deodorising capacity is maintained because the adsorbing capacity regenerates.

(Comparison with conventional Daikin products. Evaluation under conditions set by Daikin). \*2

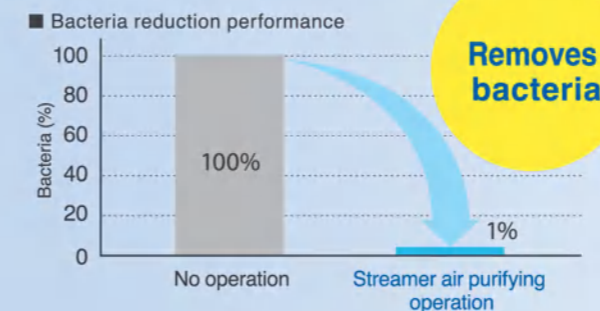


No need to change deodorising filters

## 03 Clean

- ◆ Removes bacteria from dust collection filter \*3, humidifying filter \*4, and humidifying water. \*5

### • Dust collection filter



### • Humidifying filter



This product can be used to improve the quality of the air by removing airborne hazardous chemical substances, allergens, mould, bacteria, and viruses, etc. However, this product is not intended for the creation of sterile environments or for the prevention pathogen infections.

This description relates to the Streamer Technology devised by Daikin, but not to this Air Purifier. Test results from use of the Streamer Technology are generated according to prescribed test methods conducted by Daikin. Although the Streamer Technology is contained within this Air Purifier, this does not mean that precisely the same results will be experienced using this Air Purifier. Actual results may differ depending on the conditions of product installation and use of the actual product, etc.

This product is not a medical device, medical treatment device or a therapeutic good.  
This product is not intended to have any therapeutic use or to be used for the diagnosis, treatment, relief or prevention of illness.  
If you have a health concern or are not feeling well, please consult a health care professional.

#### About the dust collection and deodorising capacity of air purifiers:

- Not all harmful substances in cigarette smoke (carbon monoxide, etc.) can be removed.
- Not all odour components that emanate continuously (building material odours and pet odours, etc.) can be removed.

Note:

\*1 Placed an air purifier in a 1 m<sup>3</sup> box with acetaldehyde as an exhaust gas-derived VOC and operated the air purifier.  
Test result: Confirmed an increase in concentration of generated product (CO<sub>2</sub>) when acetaldehyde was decomposed by Streamer. (Evaluation by Daikin)  
Test unit: MCK70Y (Japanese model), a model equivalent to MCK70Z.

\*2 Placed an air purifier in a 1 m<sup>3</sup> box with acetaldehyde as an odour component and operated the air purifier.  
Test result: Confirmed an increase in concentration of generated product (CO<sub>2</sub>) when acetaldehyde was decomposed by Streamer. (Evaluation by Daikin)  
Test unit: MCK70Y (Japanese model), a model equivalent to MCK70Z.

\*3 Testing organization: Shokukanken Inc. Test number: 227072N.  
Test method: Attached a test piece inoculated with bacterial liquid on the upstream side of the dust collection filter installed into the air purifier, and operated in a closed test space of 25m<sup>3</sup>. Counted the number of live bacteria after 2.5 hours. Test object: One bacterium type.  
Test result: Reduced by more than 99% after 2.5 hours.  
Test unit: Tested with MCK70Z (Japanese model), a model equivalent to MCK70Z (turbo operation).

\*4 (Removal of bacteria from humidifying filter) Works on objects caught by the humidifying filter. Testing organization: Shokukanken Inc.  
Test number: 207811N-2. Test method: Attached a test piece inoculated with bacteria liquid on the upstream side of a humidifying filter installed in an air purifier, and operated it in a test space of 25 m<sup>3</sup>. Counted the number of live bacteria after five hours.  
Test object: One bacterium type. Object part: Humidifying filter. Test result: Reduced by more than 99% in five hours.  
Test unit: Tested with MCK70Y (Japanese model), a model equivalent to MCK70Z (turbo operation).

\*5 (Reduction of bacteria in humidifying tray) Measurement method: Removal of bacteria effect. Testing organization: Japan Food Research Laboratories.  
Test number: No. 21030135001-0101. Test method: Performance evaluation test by voluntary standard of Japan Electrical Manufacturers' Association (HD-133).  
Test object: One bacterium type in humidifying water. Test result: Reduced by more than 99% in 24 hours. Test unit: Tested with MCK70Y (Japanese model), a model equivalent to MCK70Z (turbo operation).

# DAIKIN EYE Air quality visualization

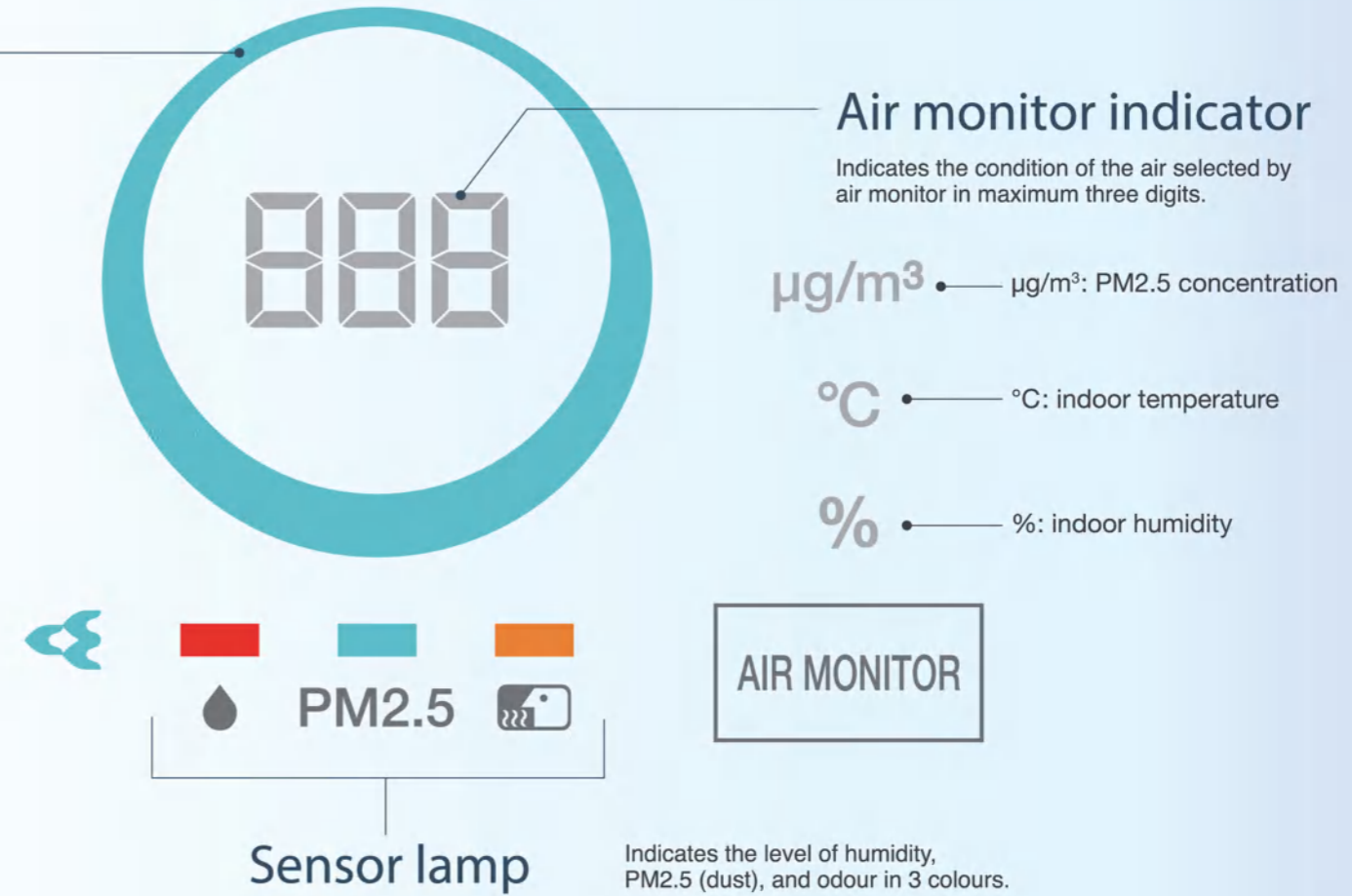
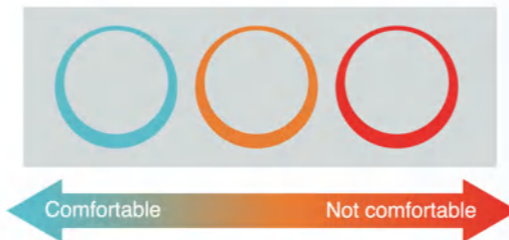
Air quality in the room can be seen at a glance.



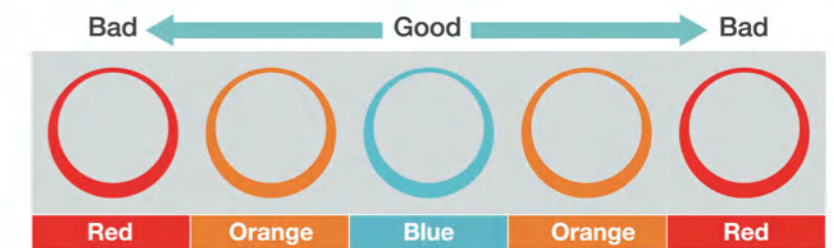
## DAIKIN EYE

Displays the condition of the air selected by air monitor in 3 colours: blue, orange, and red.

If PM2.5 ( $\mu\text{g}/\text{m}^3$ ) or humidity (%) is selected, it displays the same colour as the sensor lamp.



## Ring colour for each air monitor and indicator



◆ PM2.5 concentration ( $\mu\text{g}/\text{m}^3$ )	Clean	0 - 12	13 - 24	25 -	Dusty		
◆ Indoor temperature ( $^{\circ}\text{C}$ )	Cold	- 10	11 - 17	18 - 28	29 - 35	36 -	Hot
◆ Indoor humidity (%)	Dry	0 - 20	21 - 29	30 - 60	61 - 70	71 - 100	Damp

# Long-lasting filters

Two filters ensure clean air in the room to protect those who you love.



## Dust collection filter



No need to change for **10 years**<sup>\*2</sup>

## Deodorizing filter



No need to change filter

## TAFU-HEPA filter<sup>\*1</sup>

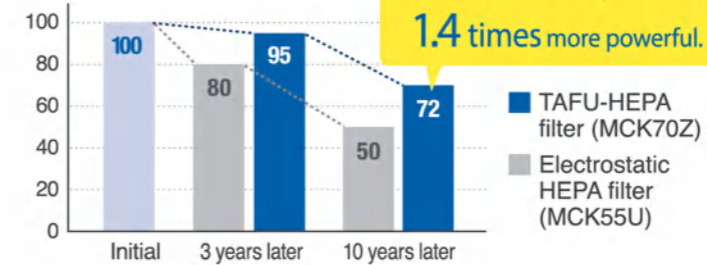
◆ Removes 99.97% of fine particles of 0.3µm\*

\* This is removal performance of filter and not removal performance for entire room.

◆ Maintains dust collection performance for 10 years with no filter change<sup>\*2</sup>

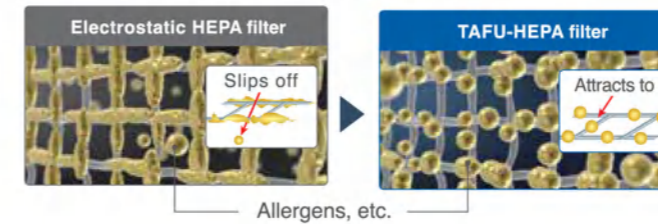
A filter using a material with high water and oil repency was adopted.

• Comparison of dust collection efficiency after 10 years




Calculation conditions:  
Five cigarettes per day were assumed in calculation of tobacco use. Usage varies. With 100 the initial value, the numerical value was taken after 3 and 10 years.

• Because the filter resists clogging, it maintains electro static force. (image)



Catches harmful substances and decomposes them with Streamer.



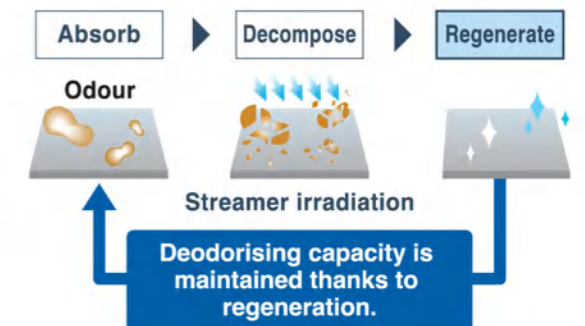
## Deodorizing filter

◆ Powerfully decomposes odor components

The deodorizing filter absorbs and decomposes odor substances.

The deodorizing capacity is maintained because the absorbing capacity regenerates.

(Comparison with conventional Daikin products. Evaluation under conditions set by Daikin).<sup>\*3</sup>



Note:

<sup>\*1</sup> Test method based on Japan Electrical Manufacturers' Association Standard JEM1467.

<sup>\*2</sup> Verified by test method based on Japan Electrical Manufacturers' Association Standard JEM1467. The standard assumes five cigarettes are smoked per day. Not all harmful substances in cigarette smoke (carbon monoxide, etc.) can be removed. More frequent filter changing may be needed depending on operating conditions.

Note:

<sup>\*3</sup> Placed an air purifier in a 1 m<sup>3</sup> box with acetaldehyde as an odour component and operated the air purifier.

Test result: Confirmed an increase in concentration of generated product (CO<sub>2</sub>) when acetaldehyde was decomposed by Streamer. (Evaluation by Daikin)  
Test unit: MCK70Y (Japanese model), a model equivalent to MCK70Z.



80 Type only

# Wireless LAN Connection with Mobile Application (free APP)

## ◆ Shape the world according to your needs with Wireless LAN connection to your air purifier

### Visualizing your indoor air quality

Allows you to monitor your indoor air quality condition with your smartphone while you are on the move.

Visualizes the levels of PM2.5, humidity, odour and temperature in 3 distinct colours: blue, orange and red.



### Change the operation settings at your convenience

Quick and easy setting of the Fan speed and Mode while you are away.

Mode: AutoFan, Econo, Pet, and Circulator

Fan Speed: Turbo, Standard, Low, and Quiet



### Hassles-free with the Schedule Timer

Enhance your productivity with the Schedule Timer function by helping you to stay focused during your daily routine.

The unit will be turned on and will operate based on the selected Fan or Mode setting.



### Lock the unit operation at one touch

Securing the unit operation setting by locking it through the Child Lock function via smartphone.



### Discover usage trends by Cumulative Graph Display

Enables to monitor the value level of Temperature, Humidity, PM1, PM2.5, PM10, ON & OFF status, and Humidity Rotor ON/OFF status.

The cumulative graph indicates a trend of unit operations.



Daikin Mobile Controller  
Android iOS



\*Specifications vary depending on app updates

◎ To use it, you must have an Internet connection and a wireless LAN network at home.  
◎ When downloading the dedicated app and using the service will incur separate communication charges. ◎ If the connection is poor due to disasters or equipment failure, it cannot be used. ◎ Please visit our homepage for the details of compatible smartphone. ◎ "Android" is a trademark of Google Inc. Registered trademark. iPhone is a trademark of Apple Inc. ◎ The specifications are for improvement and subject to change without prior notice. ◎ When using the service download the dedicated app (for Android™ smartphones Google Play™, App Store for iPhone) Internet connection of smartphone is required. (The app is free).

For details, such as checking the connection of the smartphone or router, refer to the operation manual.

Download and access the application via smartphone



70 Type only

# Humidifying function

Humidification capacity  
700 mL/h<sup>1)</sup>

## ◆ Gentle on your skin and throat

• Protects the skin, the throat and the nostril from dryness.



• Protects against viruses by maintaining appropriate humidity of the room.



## ◆ Clean humidification

### Eliminates bacteria on the humidifying filter <sup>\*2</sup>

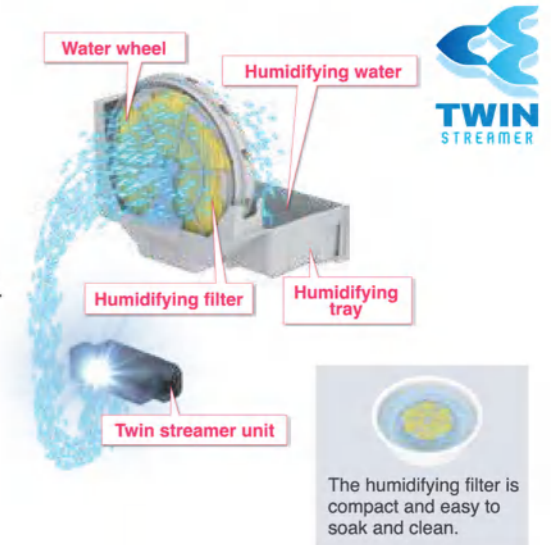
Effect after five hours in a test space of about 25 m<sup>3</sup>. This is an effect in a test space and not a test result in an actual operation space.

### Reduces bacteria in humidifying water by Streamer <sup>\*3</sup>

The humidifying tray needs regular maintenance (once in about a week). This is not a verification result in an actual operation environment.

The humidifying tray is irradiated with Streamer as well as the humidifying filter to reduce bacteria in the water. By keeping the water and its surroundings clean, the air purifier provides clean air and humidity to the room.

Use tap water to fill the tank, and replace with fresh water every day. Using well water or water from water purifiers makes bacteria develop faster.



The humidifying filter is compact and easy to soak and clean.

The humidifying tray is equipped with a silver ion agent.

Ag+

## ◆ 2 ways of refilling water tank

### From the top

No need to take out water tank

### In wash basin

Can refill by water faucet



## ◆ Humidifying filter drying-operation (default: ON)

Humidifying filter drying operation is automatically started when operation is stopped after humidifying operation is performed. (This shortens the period when the humidifying filters are left semi-damp and bacteria is likely to propagate.)



Note:

<sup>\*1</sup> Humidifying capacity by JEM1426 (electric humidifier) with turbo operation at temperature of 20°C and humidity of 30%.

<sup>\*2</sup> (Removal of bacteria from humidifying filter) Works on objects caught by the humidifying filter. Testing organization: Shokukanken Inc. Test number: 207811N-2. Test method: Attached a test piece inoculated with bacteria liquid on the upstream side of a humidifying filter installed in an air purifier, and operated it in a test space of 25 m<sup>3</sup>. Counted the number of live bacteria after five hours. Test object: One bacterium type. Object part: Humidifying filter. Test result: Reduced by more than 99% in five hours. Test unit: Tested with MCK70Y (Japanese model), a model equivalent to MCK70Z (turbo operation)

<sup>\*3</sup> (Reduction of bacteria in humidifying tray) Measurement method: Removal of bacteria effect. Testing organization: Japan Food Research Laboratories. Test number: No. 21030135001-0101. Test method: Performance evaluation test by voluntary standard of Japan Electrical Manufacturers' Association (HD-133). Test object: One bacterium type in humidifying water. Test result: Reduced by more than 99% in 24 hours. Test unit: Tested with MCK70Y (Japanese model), a model equivalent to MCK70Z (turbo operation).

# Streamer Air Purifier



Stylish Design with Humification and Powerful Decomposition

Compact Design and Powerful Decomposition



With wireless remote controller

MCK55TVM6



With wireless remote controller

MC55UVM6-7



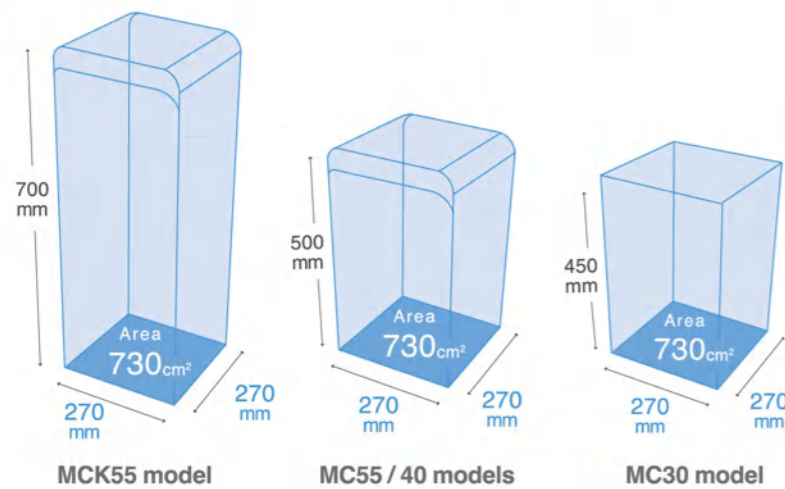
MC40UVM6-7



MC30YVM7

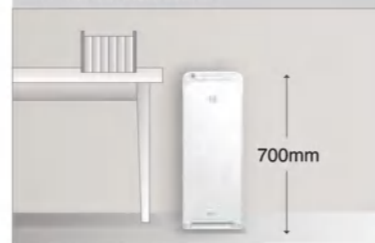
## Stylish and Compact Design

Flexible choice of where to place the unit



Only 27cm width & depth

Fits in neatly because the unit is 700 mm high, roughly the height of common desks.




## 55 Type

Stylish Design with Humification and Powerful Decomposition



With wireless remote controller



## MCK55TVM6

Dust collection	Deodorisation	Humidification
Capacity in turbo operation mode		
Air purification		Humidifying capacity
Applicable room area ~	41 m <sup>2</sup> <sup>*1</sup>	500 mL/h <sup>*2</sup>
Air purification only	Humidification + air purification	
Airflow 5.5 m <sup>3</sup> /min.	Airflow 5.5 m <sup>3</sup> /min.	

Note:

\*1 Calculated by test method based on Japan Electrical Manufacturers' Association Standard JEM1467.

\*2 Humidifying capacity by JEM1426 (electric humidifier) with turbo operation at temperature of 20°C and humidity of 30%.



## 55 Type

Compact Design and Powerful Decomposition



With wireless remote controller



## MC55UVM6-7

Dust collection	Deodorisation
Capacity in turbo operation mode	
Air purification	
Applicable room area ~	41 m <sup>2</sup> <sup>*1</sup>
Airflow 5.5 m <sup>3</sup> /min.	

Note:

\*1 Calculated by test method based on Japan Electrical Manufacturers' Association Standard JEM1467.



## 40 Type

Compact Design  
and Powerful  
Decomposition



### MC40UVM6-7

**Dust collection** **Deodorisation**  
Capacity in turbo operation mode

#### Air purification

Applicable room area ~ **31** m<sup>2</sup>

Airflow **4.0** m<sup>3</sup>/min.




Note:  
\*1 Calculated by test method based on Japan Electrical Manufacturers' Association Standard JEM1467.

## Compact Air Purifier with colourful variations

## 30 Type

Coloured-style  
Design with  
Effective Suction



### MCQ30ZVM7

**Dust collection** **Deodorisation**  
Capacity in turbo operation mode

#### Air purification

Applicable room area ~ **23** m<sup>2</sup>

Airflow **3.0** m<sup>3</sup>/min.

Note:  
\*1 Calculated by test method based on Japan  
Electrical Manufacturers' Association  
Standard JEM1467.



MCQ30ZVM7-H  
(Grey)

MCQ30ZVM7-A  
(Blue)

MCQ30ZVM7-G  
(Green)

MCQ30ZVM7-P  
(Pink)

◆ A choice of multiple colours to  
complement your room interior



## 30 Type

Compact Design  
and Powerful  
Decomposition



### MC30YVM7

**Dust collection** **Deodorisation**  
Capacity in turbo operation mode

#### Air purification

Applicable room area ~ **23** m<sup>2</sup>

Airflow **3.0** m<sup>3</sup>/min.



Note:  
\*1 Calculated by test method based on Japan Electrical Manufacturers' Association Standard JEM1467.

# Convenience

## Choose from the various operation modes

**Pet mode**  
 MC80 MCK70 MCK55 MC55 MC40 MC30 MCQ30


**Anti-pollen mode**  
 MC80 MCK70 MCK55 MC55 MC40 MC30 MCQ30

Suitable for pet owners. This mode creates a gentle air by switching every 5 minutes between the fan setting "Standard" and "Low" so that pet hair (pollen) can be drawn in and caught before reaching to the floor.



**Circulator mode**  
 MC80 MCK70 MCK55 MC55 MC40 MC30 MCQ30

Suppresses unevenness of temperature while keeping the air clean. It is even more effective if the unit is installed opposite an air conditioner. The unit operates with the "High" airflow for about 30 minutes after the operation start, in order to circulate the air in the room. After that, the airflow is automatically adjusted if any unevenness of temperature around the unit is detected.



**Moist mode**  
 MC80 MCK70 MCK55 MC55 MC40 MC30 MCQ30

Automatically adjusts the fan speed and humidity level to achieve a room condition that is gentle on your skin and throat.



**Econo mode**  
 MC80 MCK70 MCK55 MC55 MC40 MC30 MCQ30

The power saving mode that saves energy by operating between the fan setting "Quiet" and "Low". Power consumption and operating sounds are reduced. It is recommended to use during sleep.



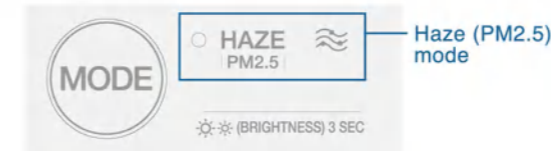
**Auto fan mode**  
 MC80 MCK70 MCK55 MC55 MC40 MC30 MCQ30

Automatically adjusts the fan speed according to the degree of air impurity in your room. The fan speed increases when more impurities are detected.



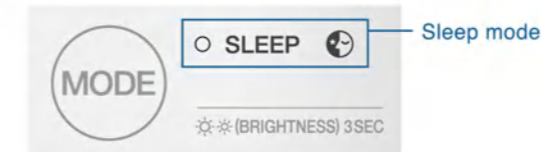
**Haze (PM2.5) mode**  
 MC80 MCK70 MCK55 MC55 MC40 MC30 MCQ30

The unit operates at a "Turbo" fan speed for 90 minutes and then changes to a "Standard" fan speed with continuous Streamer discharge to quickly clean the indoor air.



**Sleep mode**  
 MC80 MCK70 MCK55 MC55 MC40 MC30 MCQ30


Whisper quiet operation that keeps the operation sound level to a minimum to provide a quieter and comfortable sleep experience. (Quiet mode operation at 19 dB)



### • Auto operation

MC80 MCK70 MCK55 MC55 MC40 MC30 MCQ30

This mode automatically controls mode, humidity, and air volume to efficiently provide indoor comfort.



## Easy cleaning

### • Easy-to-clean water tank

MC80 MCK70 MCK55 MC55 MC40 MC30 MCQ30

Inside of the water tank is less uneven and has a "seamless structure" that is easy to wash by hand.



### • Equipped with roll-away casters

MC80 MCK70 MCK55 MC55 MC40 MC30 MCQ30

Easy to move to clean the floor.



### • Filter cleaning without opening the panel

Just vacuum with a cleaner. No need to open the panel to clean the filter.



# Air Quality Best Solutions

## Problems

Haze



Pet smell, Pet hair



Viruses



Poor air quality for babies and kids



## Solutions

See page 21-22 for the functions of each unit.

- TAFU-HEPA filter
- Electrostatic HEPA filter
- Streamer
- PM 2.5 sensor
- Haze (PM2.5) mode



- TAFU-HEPA filter
- Electrostatic HEPA filter
- Deodorising filter
- Odour sensor
- Pet mode
- Anti-pollen mode



- TAFU-HEPA filter
- Electrostatic HEPA filter
- Streamer
- Humidity sensor
- Moist mode



- TAFU-HEPA filter
- Electrostatic HEPA filter
- Double method (Streamer + Active Plasma Ion)
- Dust sensor
- Auto fan mode



### Middle-High Static Pressure Duct Type

Middle and high static pressure allows for flexible duct design.



FXMQ-PAV4

### High Static Pressure Duct Type

High static pressure allows for flexible duct design.



FXMQ-PVM

### Outdoor-Air Processing Unit

Combine fresh air treatment and air conditioning, supplied from a single system.



FXMQ-MFV7

### Outdoor-Air Processing Unit

Improve IAQ with fresh air ventilation and precise room temperature control



FXMQ-BFV24

### Wall Mounted Type

Stylish flat panel design harmonised with your interior décor.



FXAQ-AVM4

### Ceiling Suspended Type

Slim body with quiet and wide airflow.



FXHQ-MAV7

FXHQ-BVM4

### Floor Standing Type / Conceal Floor Standing Type

Suitable for perimeter zone air conditioning



FXLQ-MAVE4



FXNQ-MAVE4

### Floor Standing Duct Type


Large airflow type for large spaces.



FXVQ-NY14

### Clean Room Air Conditioner

Suitable for hospitals and other clean spaces



FXBQ-PVE4  
FXBPQ-PVE4

## Air treatment equipment




### Heat Reclaim Ventilator

Daikin VAM series ensures fresh air intake and energy savings



VAM-HVE

# Specifications and Functions

		80 Type Twice the Decomposition Power with Twin Streamer	70 Type Humidifying and Twice the Decomposition Power with Twin Streamer	55 Type Stylish Design with Humidification and Powerful Decomposition																						
		 <b>MC80ZVM7</b>	 <b>MCK70ZVM7-W</b> (White) <b>MCK70ZVM7-T</b> (Brown)	 <b>MCK55TVM6</b> With wireless remote controller																						
Max. airflow rate		<b>8.0m<sup>3</sup>/min.</b>	<b>7.0m<sup>3</sup>/min.</b>	<b>5.5m<sup>3</sup>/min.</b>																						
Applicable room area *1		<b>~62 m<sup>2</sup></b>	<b>~48 m<sup>2</sup></b>	<b>~41 m<sup>2</sup></b>																						
<b>Humidification</b>																										
Streamer discharge		● Twin Streamer	● Twin Streamer	● Streamer																						
Active plasma ion		●	●	●																						
Filter	Dust collection filter	● TAFU-HEPA filter *2 (10 years)*3	● TAFU-HEPA filter *2 (10 years)*3	● Electrostatic HEPA filter *2 (10 years)*3																						
	Deodorising filter	● (No need to change)	● (No need to change)	● (No need to change)																						
	Pre-filter	● (3 Directional suction)	● (3 Directional suction)	● (3 Directional suction)																						
Mode	Pet mode	●	●																							
	Anti-pollen mode			●																						
	Circulator mode	●	●																							
	Moist mode	●	●	●																						
	Econo mode	●	●	●																						
	Auto fan mode	●	●	●																						
	Haze (PM2.5) mode																									
Air Visualization	DAIKIN EYE	● (With numerical display)	● (With numerical display)																							
	Sensor lamps	● Humidity / PM2.5 / Odour	● Humidity / PM2.5 / Odour	● Humidity / PM2.5 / Dust / Odour																						
Convenience	Wireless control via App	●																								
	Auto operation		●																							
	Child proof lock	●	●	●																						
	Brightness adjustment	●	●	●																						
	Casters	Optional	●	●																						
Colour		2 Tone Colour (Front: White, Top/Side: Dark Grey)	White, Brown	White																						
Power supply		220-240V/1Phase/50Hz	220-240V/1Phase/50Hz	220-240V/1Phase/50Hz																						
Plug shape		C type	C type	C type																						
Mode		Air purifying operation				Air purifying operation				Humidifying operation				Air purifying operation				Humidifying operation								
		Quiet	Low	Standard	Turbo	Quiet	Low	Standard	Turbo	Quiet	Low	Standard	Turbo	Quiet	Low	Standard	Turbo	Quiet	Low	Standard	Turbo	Quiet	Low	Standard	Turbo	
Airflow rate		m <sup>3</sup> /min.	1.4	2.2	3.5	8.0	1.4	2.2	3.5	7.0	1.4	2.2	3.5	7.0	0.9	2.0	3.2	5.5	1.7	2.4	3.2	5.5	0.9	2.0	3.2	5.5
Power consumption		W	9	11	16	80	10	11	20	82	10	12	23	84	7	10	17	56	11	14	19	58	7	10	17	56
Sound pressure level		dB	19	25	34	55	18	27	37	54	18	27	37	54	19	29	39	53	25	33	39	53	19	29	39	53
Humidification *4		mL/h	—	—	—	—	—	—	—	—	—	—	—	700	—	—	—	—	(200)	(240)	(300)	500	—	—	—	—
Dimensions		mm	H630 × W315 × D315				H760 × W315 × D315				H700 × W270 × D270				H500 × W270 × D270				H450 × W270 × D270				H450 × W270 × D270			
Weight		kg	9.8				12.5 (Without water)				9.5 (Without water)				6.8				5.8				5.8			
Humidifying method			—				700 mL/h, Evaporation type Element				500mL/h, Evaporation type Element				—				—				—			
Tank capacity			—				Humidifying: About 3.4 L *5				Humidifying: About 2.7 L				—				—				—			
Optional accessories	Replacement filter	Dust collection	BAFT501A (1 piece) (Purchase of new filter is needed after about 10 years) *3				BAFT501A (1 piece) (Purchase of new filter is needed after about 10 years) *3				BAFP500A (1 piece) (Purchase of new filter is needed after about 10 years) *3				BAFP500A (1 piece) (Purchase of new filter is needed after about 10 years) *3				BAFP500A (1 piece) (Purchase of new filter is needed after about 10 years) *3				BAFP500A (1 piece) (Purchase of new filter is needed after about 10 years) *3			
		Deodorising	—				—				—				—				—				—			
		Humidifying	—				KNME108A4E (1 piece) (Purchase of new filters is needed after about 10 years)				KNME080A4E (1 set of 2 pieces) (Purchase of new filters is needed after about 10 years)				—				—				—			
	Gin-ION	—				—				—				—				—				BAFG503A (1 set of 3 pieces) (Purchase of new filter is needed about 1 year)				
Casters			KKS080B41				—				(Equipped in the unit)				—				—				—			

Note:





\*1 Calculated by test method based on Japan Electrical Manufacturers' Association Standard JEM1467.

\*2 Test method based on Japan Electrical Manufacturers' Association Standard JEM1467.

\*3 Verified by test method based on JEM1467. The standard assumes five cigarettes are smoked per day. Not all harmful substances in cigarette smoke (carbon monoxide, etc.) can be removed. Filter lifespan may vary depending on the operating conditions.

\*4 Humidifying capacity by JEM1426 (electric humidifier) at temperature of 20°C and humidity of 30%. The values in parentheses are for reference purposes only.

\*5 When water is supplied from above. In the case of tank water supply, it will be 2.5L in consideration of the portability of the water tank.

		55 Type Compact Design and Powerful Decomposition	40 Type Compact Design and Powerful Decomposition	30 Type Compact Design and Powerful Decomposition	30 Type Coloured-style Design with Effective Suction																
		 <b>MC55UVM6-7</b> With wireless remote controller	 <b>MC40UVM6-7</b>	 <b>MC30YVM7</b>	 <b>MCQ30ZVM7-H</b>																
Max. airflow rate		<b>5.5m<sup>3</sup>/min.</b>	<b>4.0m<sup>3</sup>/min.</b>	<b>3.0m<sup>3</sup>/min.</b>	<b>3.0m<sup>3</sup>/min.</b>																
Applicable room area *1		<b>~41 m<sup>2</sup></b>	<b>~31 m<sup>2</sup></b>	<b>~23 m<sup>2</sup></b>	<b>~23 m<sup>2</sup></b>																
<b>Humidification</b>																					
Streamer discharge		● Streamer	● Streamer	● Streamer																	
Active plasma ion		●	●	●																	
Filter	Dust collection filter	● Electrostatic HEPA filter *2 (10 years)*3	● Electrostatic HEPA filter *2 (10 years)*3	● Electrostatic HEPA filter *2 (10 years)*3	● Electrostatic HEPA filter *2 (10 years)*3																
	Deodorising filter	● (No need to change)	● (No need to change)	● (No need to change)	Optional																
	Pre-filter	● (3 Directional suction)	● (3 Directional suction)	● (3 Directional suction)	● (Gin-ION filter, 3 Directional suction)																
Mode	Pet mode	●	●																		
	Anti-pollen mode		●																		
	Circulator mode																				
	Moist mode																				
	Econo mode																				
	Auto fan mode																				
	Haze (PM2.5) mode			●																	
Air Visualization	DAIKIN EYE																				
	Sensor lamps	● PM2.5 / Dust / Odour	● PM2.5 / Dust / Odour		●																
Convenience	Wireless control via App																				
	Auto operation																				
	Child proof lock	●		●	●																
	Brightness adjustment	●		●	●																
	Casters																				
Colour		White	White	White	2 Tone Colour (Front: White, Operation display: Grey)																
Power supply		220-240V/1Phase/50Hz	220-240V/1Phase/50Hz	220-240V/1Phase/50Hz	220-240V/1Phase/50Hz																
Plug shape		C type	C type	C type	C type																
Mode		Air purifying operation				Air purifying operation				Air purifying operation				Air purifying operation							
		Quiet	Low	Standard	Turbo	Quiet	Low	Standard	Turbo	Quiet	Low	Standard	Turbo	Quiet	Low	Standard	Turbo	Quiet	Low	Standard	Turbo
Airflow rate		m <sup>3</sup> /min.	1.1	2.0	3.2	5.5	1.1	1.8	2.8	4.0	1.0	2.0	3.0	1.0	2.0	3.0	1.0	2.0	3.0		
Power consumption		W	8	10	15	37	7	9	13	23	8	15	25	9	16	25	9	16	25		
Sound pressure level		dB	19	29	39	53	19	27	36	49	19	27	37	19	27	37	19	27	37		
Humidification *4		mL/h	—	—	—	—	—	—	—	—	—	—	—	—	—	—	—	—	—		
Dimensions		mm	H500 × W270 × D270				H500 × W270 × D270				H450 × W270 × D270				H450 × W270 × D270						
Weight		kg	6.8				6.8				5.8				5.8						
Humidifying method			—				—				—				—						
Tank capacity			—				—				—				—						
Optional accessories	Replacement filter	Dust collection	BAFP500A (1 piece) (Purchase of new filter is needed after about 10 years) *3				BAFP500A (1 piece) (Purchase of new filter is needed after about 10 years) *3				BAFP500A (1 piece) (Purchase of new filter is needed after about 10 years) *3				BAFP500A (1 piece) (Purchase of new filter is needed after about 10 years) *3						
		Deodorising	—				—				—				—						
		Humidifying	—				—				—				—						
	Gin-ION	—				—				—				BAFG503A (1 set of 3 pieces) (Purchase of new filter is needed about 1 year)							
Casters			—				—				—				—						

About the dust collection and deodorising capacity of air purifiers:

- Not all harmful substances in cigarette smoke (carbon monoxide, etc.) can be removed.
- Not all odour components that emanate continuously (building material odours and pet odours, etc.) can be removed.

This product is not a medical device, medical treatment device or a therapeutic good. This product is not intended to have any therapeutic use or to be used for the diagnosis, treatment, relief or prevention of illness. If you have a health concern or are not feeling well, please consult a health care professional.

# LEAKPROOF COOPER TUBE

Easy to fit, Tight Connection

# TIGHTFIT

Gas Tight Join II



# COST SAVINGS

Tightfit is a low, quick and easy fit that offers all the same cost savings that would normally be found from other installation methods. Using Tightfit you can avoid the potential of the following:



## No Specialised Labour

There is no need for specialist labour to install Tightfit.



## Reduced Labour Hours

By fitting the pipe directly into the existing pipe, you can avoid the need for any extra work to be done to accommodate the new pipe.



## No Expensive Special Tools

There is no need for any special tools to install Tightfit. The only equipment you need is a pipe cutter.



## Less Probability of Breakdown

The Tightfit pipe is made from a high quality material and is designed to last for many years. It is also designed to be easy to install and maintain.

# Potential Applications

## MILLS

The traditional method of pipe replacement is to dig up the old pipe and replace it with a new pipe.



## DATA CENTRES

Traditional pipe replacement in data centres is a major headache for IT managers. It involves digging up the old pipe and replacing it with a new pipe.



## RETAIL STORES

Traditional pipe replacement in retail stores is a major headache for managers. It involves digging up the old pipe and replacing it with a new pipe.



## OIL & GAS REFINERIES

Traditional pipe replacement in oil and gas refineries is a major headache for managers. It involves digging up the old pipe and replacing it with a new pipe.



## OFFSHORE RIGS

Traditional pipe replacement on offshore rigs is a major headache for managers. It involves digging up the old pipe and replacing it with a new pipe.



## AIRPORTS

Traditional pipe replacement at airports is a major headache for managers. It involves digging up the old pipe and replacing it with a new pipe.



## HOSPITALS

Traditional pipe replacement in hospitals is a major headache for managers. It involves digging up the old pipe and replacing it with a new pipe.

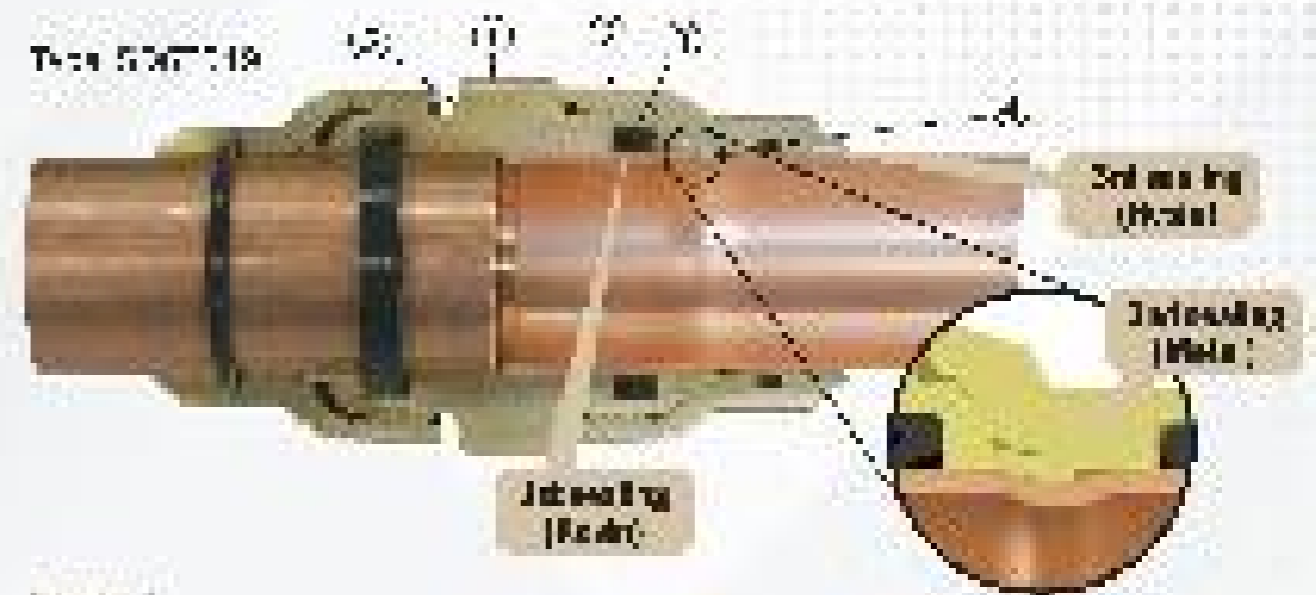


## LABORATORIES

Traditional pipe replacement in laboratories is a major headache for managers. It involves digging up the old pipe and replacing it with a new pipe.



# Tightfit Mechanism



## Legend

Layer	Material	Notes
1. Existing	Steel	Existing pipe (Black)
2. Pipe	Steel	Existing pipe (White)
3. Sealant	Sealant	Sealant (Blue)
4. Tightfit	Steel	Existing pipe (Black)
5. Sealant	Sealant	Sealant (Blue)

# Full line-up

## Series 1



### Series 1

Series 1	Series 1
100mm	100mm
150mm	150mm
200mm	200mm
250mm	250mm
300mm	300mm
350mm	350mm
400mm	400mm
450mm	450mm
500mm	500mm

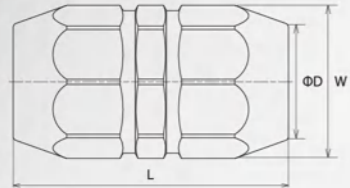
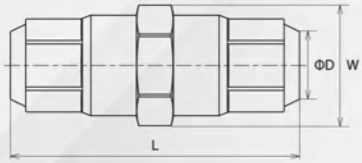
### Series 2

Series 2	Series 2
100mm	100mm
150mm	150mm
200mm	200mm
250mm	250mm
300mm	300mm
350mm	350mm
400mm	400mm
450mm	450mm
500mm	500mm

### Series 3

Series 3	Series 3
100mm	100mm
150mm	150mm
200mm	200mm

## Dimension & Weight




### Standard Joint

Size	L (mm)	W (mm)	Weight (g)
Ø6.35	50.4	15.0	43.0
Ø9.52	55.0	19.9	79.0
Ø12.70	59.0	23.5	113.0
Ø15.88	74.0	30.0	210.0
Ø19.05	76.8	34.6	273.0
Ø22.22	83.4	40.2	292.0
Ø28.58	88.0	46.7	515.0
Ø34.92	101.5	51.1	686.0
Ø41.28	103.5	58.3	881.0

### Asymmetry Joint

Size	L (mm)	W (mm)	Weight (g)
Ø9.52-Ø6.35	52.7	19.9	67.0
Ø12.70-Ø9.52	57.5	23.5	101.0
Ø15.88-Ø12.70	65.0	30.0	164.0
Ø19.05-Ø15.88	76.8	34.6	244.0
Ø22.22-Ø19.05	81.5	40.2	358.0
Ø25.40-Ø22.22	85.8	43.5	444.0
Ø28.58-Ø25.40	88.1	46.7	505.0
Ø34.92-Ø28.58	101.5	51.1	645.0

## Application Examples



### OFFICES

Tightfit's quick and easy installation allows jobs to be completed over the weekend without affecting daily office operations.

Some project references include:

- Nueva Córdova's Building (Chile)
- Twin Engine, Pune (India)
- Vasanth & Co, Chennai (India)



### HOTELS

With no brazing required, Tightfit installation can take place without compromising on the safety and comfort and of hotel guests.

Some project references include:

- St. Regis Bermuda Hotel (Bermuda)



### RESIDENCES

As Tightfit is fire-free and safe to install, residence owners will be granted a peace of mind during installation. The quality assurance of Tightfit also guarantees leak-free connections and reliable air-conditioning systems for many years to come.

Some project references include:

- Ruparel Ariana, Mumbai (India)
- BW Residential Building (Brazil)
- MANSÃO BAHIANA DE TENIS (Brazil)
- Residência Samuel Locks (Brazil)
- Villa 91 Vinhomes Central Park (Vietnam)
- Villa - My Tho (Vietnam)
- Vineet Bhatt Residence, Delhi (India)
- Trump Tower (Philippines)
- Oficina Laboratorio Casasco (Argentina)



### RENOVATION

Without having to do brazing, Tightfit installation eliminates any fire hazard risks onsite. There is also no need to bring heavy tools, allowing quick and safe installation given the limited time and space.

Some project references include:

- Concessionaire Toyota Ferro (Argentina)
- Toyota Panamericana (Argentina)
- Great Eastern Street Hotel (United Kingdom)
- INTER-WA HOME OFFICE (Thailand)
- Yue Hwa Building (Singapore)
- Umeda Center Building (Japan)



## APAKAH ITU DAIKIN PROSHOP?

Daikin Dealer spesialis AC Home Central yang sudah tersertifikasi dalam memberikan total solusi AC & menerapkan K Aidan Method



## MENGAPA MEMILIH DAIKIN PROSHOP?

### CONSULTATION POWER

Customer dapat mengkonsultasikan design tata udara dan direkomendasikan sistem yang sesuai dengan kebutuhan konsumen



### INSTALLATION POWER

Teknisi Proshop mengutamakan pemasangan berkualitas dan mengaplikasikan **K Aidan Method**




### TOOLS POWER

Setiap pembelian dan pemasangan Home Central di Daikin Proshop mendapatkan **\*5 Tahun Garansi Kompresor dan \*1 Tahun Garansi Instalasi**



### AFTERSALES POWER

Merespon kebutuhan Konsumen **\*1 x 24 Jam**



### 1. KOORDINASI DESIGN

Konfirmasi terlebih dahulu untuk posisi unit & simpan unit di tempat kering.



### 2. INSTALASI PIPA

Memotong & flaring pipa refrigerant harus menggunakan alat khusus potong & flaring.



### 3. INSTALASI INDOOR

Pastikan indoor terpasang horizontal lurus untuk memperlancar pembuangan air kondensasi & bungkus indoor supaya terlindung dari debu kotoran.



### 4. INSTALASI GANTUNGAN & PIPA PEMBUANGAN

Gantungan harus dipasang setiap 1,2-1,5 m & kemiringan pipa pembuangan harus 1:100



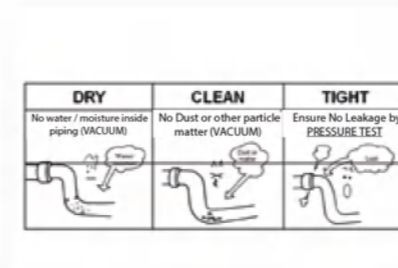
### 5. PENGELASAN

Harus menggunakan Nitrogen untuk mencegah oksidasi di dalam pipa.



### 6. INSTALASI OUTDOOR

Pastikan outdoor dipasang di tempat terbuka & tersedia area yang cukup untuk service & perawatan.



### 7. VACUUM & TEST TEKAN

Memastikan pipa dalam kondisi kering (tidak ada uap air), bersih dan tidak ada kebocoran pipa refrigerant




### 8. PENGISIAN FREON

Gunakan alat timbang freon untuk pengisian presisi



### 9. TEST COMMISSIONING

Untuk memastikan unit beroperasi normal



### 10. OPERATION MANUAL

Menjelaskan kepada konsumen bagaimana mengoperasikan AC



### 11. DAIKIN SUPERVISI

Pemasangan mendapatkan supervising dari Daikin



### 12. DOKUMEN SERAH TERIMA

Dealer Proshop akan menyediakan :  
 • Gambar sistem AC  
 • Seleksi unit  
 • Laporan supervisi Daikin

\*Syarat dan ketentuan berlaku



Get Your **Privilege**  
Service for Proshop Card Holder



BRAND PARTNERS



and many more..

# PREMIUM PROSHOP SHOWROOM JAKARTA

PT CIPTA SEJAHTERA LESTARI



Jl. Rukan Artha Gading Niaga C/30 Kelapa Gading, Jakarta Utara  
Telp : 021 - 4587 0953  
[ciptasL@daikinpro-shop.com](mailto:ciptaSL@daikinpro-shop.com)

PT JUAN TEKNIK



Jl. Pluit Barat 1 No.42, Pluit, Jakarta Utara  
Telp : 021 - 6682 980, 6667 8555  
[juan.teknik@daikinpro-shop.com](mailto:juan.teknik@daikinpro-shop.com)

PT AIRCON DUARIBU PRATAMA



Ruko Manyar Permai Blok B8 - PIK, Jakarta Utara  
Telp : 021 - 2907 3777, 2907 3999  
[aircon2000@daikinpro-shop.com](mailto:aircon2000@daikinpro-shop.com)

PT PANDILLA DESCO JAYA



Ruko Altira Blok H03, Blok H No 12-15, Sunter Jaya, Jakarta Utara  
Telp : 021 - 2188 23 80/81  
[desco@daikinpro-shop.com](mailto:desco@daikinpro-shop.com)

PT STHIRA NUSANTARA



Jl. Pangeran Jayakarta Ruko 135, No. A6 & A7, Jakarta Pusat  
Telp : 021 - 6230 2345  
[sthira@daikinpro-Shop.com](mailto:sthira@daikinpro-Shop.com)

PT SUMBER SURYASUKSES MANDIRI



Jl. RS Fatmawati No.3B - Jakarta Selatan  
Telp : 021 - 7581 6176, 769 6855, 769 6864  
[ssm@daikinpro-shop.com](mailto:ssm@daikinpro-shop.com)

PT SEJUK GLOBAK ABADI



Jl. Cipinang Jaya No.14 D-E, Cipinang Besar Utara, Jatinegara,  
Jakarta Timur Telp : 021 - 2286 3002, 150 0200, 8661 7180  
[igs@daikinpro-shop.com](mailto:igs@daikinpro-shop.com)

PT TANGGA ERA BATU



Jl. Dr. Saharjo No.38 B, RT.4/RW.8, Ps. Manggis, Kota Jakarta  
Selatan, Daerah Khusus Ibukota Jakarta 12960  
Telp : 021 - 83708494  
[tanggaerabatu@daikinpro-shop.com](mailto:tanggaerabatu@daikinpro-shop.com)

### PT VENNOTE KOKOH LESTARI



Pulo gadung Trade Centre, Blok 8 I no 27, Jl Raya Bekasi KM 21, RW 3, Rawa Terate, Cakung, Jakarta Timur 13920  
Telp : 021-4680 0122 / 0816 784847  
[vennotekokohlestari@daikinpro-shop.com](mailto:vennotekokohlestari@daikinpro-shop.com)

### PT ARTHA VICTORY INDONESIA



Ruko Golf Island PIK 2 - Rukan palladium Pintu utama Lt 1 Blok J2 No 39; Golf island RG1J No 39 – Pantai Indah Kapuk  
Telp : 021 - 626 6568 / 626 6569  
[tetra@daikinpro-shop.com](mailto:tetra@daikinpro-shop.com)

### PT USARA SINERGI PANDEGA



Jl. Kemang Timur No. 88, Bangka, Mampang Prapatan, Jakarta Selatan 12730 , DKI Jakarta, Indonesia  
Telp : 021 2271 8870 / 021 722 1277

### KENCANA MAKMUR



Jl. Pos Pengumben 28B, Jakarta Barat  
Telp : 021 - 53652222, 53653982, 5868259  
[kencanamakmur@daikinpro-shop.com](mailto:kencanamakmur@daikinpro-shop.com)


### PT WISANAMITRA AGRAKARYA



Sentra Bisnis Artha Gading A6-B No 27, Kelapa Gading, Jakarta 14240  
Telp : 021 4587 3999  
[wisanamitra@daikinpro-shop.com](mailto:wisanamitra@daikinpro-shop.com)


## TANGERANG

### PT KENZO ADIPERKASA



Ruko Crown Green Lake blok E no 23 , Greenlake City, Cipondoh, Tangerang  
Telp : 021 - 5433 3890, 5433 3718, 5433 3989  
[kenzo@daikinpro-shop.com](mailto:kenzo@daikinpro-shop.com)

### PT MITRA WARGA - GADING SERPONG



Jl. Raya Kelapa Puan blok AF 1 / 28, Gading Serpong, Tangerang  
Telp : 021 - 5464 805  
[mitra.warga@daikinpro-shop.com](mailto:mitra.warga@daikinpro-shop.com)

### PT MITRA WARGA - ALAM SUTERA



Unit 56-58 Open Door, The Flavor Bliss, Jl. Alam Sutera Boulevard, Tangerang Selatan  
Telp : 021 5464 808 / 021 547 0677  
[mitra.warga@daikinpro-shop.com](mailto:mitra.warga@daikinpro-shop.com)

### PT SINAR BERKAT HARAPAN



Ruko Kebayoran Arcade 3 Blok KA/E1 No.11 , Jalan Boulevard Bintaro Kel. Pd. Pucung , Kec. Pd Aren , Tangerang Selatan, Banten 15229  
Telp : 021-2221 1464  
[sbh@daikinpro-shop.com](mailto:sbh@daikinpro-shop.com)

## CIKARANG

### PT MITRA WARGA - CIKARANG



Ruko Metro Boulevard A8, Jalan Niaga Raya, Pasirsari, Cikarang Selatan, Pasirsari, Cikarang Sel., Kabupaten Bekasi, Jawa Barat 17530  
Telp : 021 5464 808 / 021 547 0677  
[mitra.warga@daikinpro-shop.com](mailto:mitra.warga@daikinpro-shop.com)

### PT MULTI MAKMUR SOLUSI



Ruko Sentra Taman Gapura G-9 Gwalk Citraland, Surabaya  
Telp : 031 - 7400 102  
[multimakmursolusi@daikinpro-shop.com](mailto:multimakmursolusi@daikinpro-shop.com)

### PT ANJAYA PARAMUDYA PERKASA



Jl Perak Timur 198, Surabaya  
Telp : 031 - 329 5198  
[anjaya@daikinpro-shop.com](mailto:anjaya@daikinpro-shop.com)

### PT MITRA SOLUSI NUSANTARA



Jl. Karimun Jawa no 1-2, Surabaya  
Telp : 031 - 9944 5398  
[mitrasolusi@daikinpro-shop.com](mailto:mitrasolusi@daikinpro-shop.com)

### CV ABADI MAKMUR BERKAT ANUGERAH



Spazio Office (Unit 610) Kompleks Graha Festival Kav. No 3 Jl. Mayjen Yono Soewoyo, Graha Family, Surabaya  
Telp : 0852 3130 9888  
[amba@daikinpro-shop.com](mailto:amba@daikinpro-shop.com)

### PT DAVINDO ANUGERAH UNGGUL



Ruko Pasar Modern Puncak Permai, Jl. Raya Darmo Permai III No. 23, Sukomanunggal, kec. Sukomanunggal, Surabaya  
Telp : 031 - 5961 832  
[davindo@daikinpro-shop.com](mailto:davindo@daikinpro-shop.com)

## SOLO

### PT UTAMA BINTANG ERKONPERSADA



Ruko Gading Regency 2 no.7, Jl. Indronoto, Ngabeyan, Katrasura, Sukoharjo Regency, Cetral Java  
Telp : 0271 623 154 / 624 960  
[ube@daikinpro-shop.com](mailto:ube@daikinpro-shop.com)

## YOGYAKARTA

### PT ASERIO GRAHA ERKON



Jalan Kaliurang Km 9.3 Sleman Yogyakarta  
Telp : 08112630977 / 0274 - 885328  
[alva@daikinpro-shop.com](mailto:alva@daikinpro-shop.com)

## BATAM

### PT DAMAI LESTARI SEJAHTERA



Ruko Mahkota Raya Blok B No.12, Batam Centre, Batam  
Telp : 08778 7433733 / 08778 7433762 / 0812 9478 7433  
[DLS@daikinpro-shop.com](mailto:DLS@daikinpro-shop.com)

## PEKANBARU

### CV BERKAT JAYA



Jl. Riau No.181C, kel. air hitam, kec. payung sekaki Pekanbaru, Riau 28291  
[berkatjaya@daikinpro-shop.com](mailto:berkatjaya@daikinpro-shop.com)

### CV NEW LEADER



Jl. Moh. Yamin No.82, Solo  
Telp : 0271 - 664 541 / 656 818  
[newleader@daikinpro-shop.com](mailto:newleader@daikinpro-shop.com)

## BANDUNG


### CV SURYALAYA



Jl. Naripan No.109, Bandung  
Telp : 022 - 426 4455 / 426 4456  
[suryalaya@daikinpro-shop.com](mailto:suryalaya@daikinpro-shop.com)

## CIREBON

### PT REJEKI ABADI TEKNIK



Jl. Kalitanjung no.46, Karyamulya, Kec. Kesambi, Kota Cirebon, Jawa Barat  
Telp : 0231 - 481 342 / 0816 784847  
[rat@daikinpro-shop.com](mailto:rat@daikinpro-shop.com)

## PALEMBANG

### PT LESTARI MITRA NIAGA



Jl. Bambang Utoyo, Kelurahan Duku Kecamatan Ilir Timur II, Kota Palembang, Sumatera Selatan  
Telp : 0813 6811 7899  
[lmn@daikinpro-shop.com](mailto:lmn@daikinpro-shop.com)

## BALI

### CV ARTIC




Jl. Bypass Ngurah Rai No.750, Sidakarya, Denpasar Selatan, Kota Denpasar, Bali  
Telp : 0361 - 221 597 / 0812 3645 8888  
[artic@daikinpro-shop.com](mailto:artic@daikinpro-shop.com)

### PT CIPTA SEJAHTERA LESTARI - BALI



Jl. Buluh Indah No.68A, Pemecutan Kaja, Kec. Denpasar Utara, Kota Denpasar, Bali 80118  
Telp : 0812 3269 3366  
[ciptaSL@daikinpro-shop.com](mailto:ciptaSL@daikinpro-shop.com)

### CV DIAN MANDIRI



Jl. Sidakarya No.36a, Sesetan, Denpasar Selatan, Kota Denpasar, Bali 80223  
Telp : (0361) 724568  
[dianmandiri@daikinpro-shop.co.id](mailto:dianmandiri@daikinpro-shop.co.id)

## MEDAN

### CV SIGMA HITECH SOLUTION



Ruko Grand Cemara Asri No. 88AQ, Medan  
Telp : 0822 6715 0175  
[shs@daikinpro-shop.co.id](mailto:shs@daikinpro-shop.co.id)

### CV YUANDA TEKNIK INDONESIA



Jl. William Iskandar No.112A Medan  
Telp : 0823 6752 667  
[yti@daikinpro-shop.co.id](mailto:yti@daikinpro-shop.co.id)

